

MOTORHOMES 2020



#inspiringadventures

So many adventures,
so many stories.





Watch Adria Movie at
WWW.ADRIA-MOBIL.COM

Living in Motion is not just a philosophy at Adria, it's a way of life. We believe that travelling enriches the soul and provides a narrative to our ever more hectic daily lives. Our new season 2020 motorhomes are designed with adventures in mind. New models, new layouts and detailed improvements across the entire range. Designed and manufactured at our state of the art production facilities, supported by class-leading warranties and over 500 Adria dealers across Europe and beyond, the Adria badge is your assurance of quality on your travels. All our motorhomes are designed for living and designed to perform.

So many adventures, so many stories to be enjoyed.

Sonja Gole, General Manager, Adria Mobil



inspirations
magazine

DISCOVER MORE IN THE NEW EDITION OF
INSPIRATIONS MAGAZINE, ONLINE AT
WWW.ADRIA-MOBIL.COM



Watch the factory movie at:
www.adria-mobil.com/movies



Adria regularly wins independent awards for design, innovation, quality and value.



Why choose Adria?

There are, of course, many brands to choose from, but the reasons for choosing Adria have never been so compelling.



PASSION & EXPERIENCE

Adria has been designing and manufacturing leisure vehicles for over fifty years.

INTELLIGENT DESIGN

Adria leads in intelligent design, technology, construction methods and materials.

WORLD-CLASS MANUFACTURING

The most advanced production facilities in the industry, ISO 9001, 14001 & EFQM 5 star certified for business excellence, quality management & environmental standards.

QUALITY

Adria Motorhomes have a reputation for quality, reliability and durability using proven automotive manufacturing techniques.

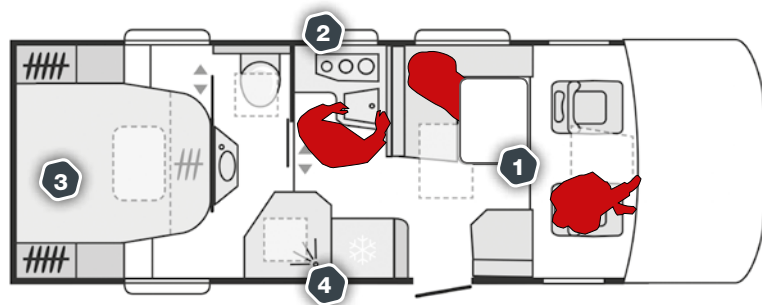
PEACE OF MIND

Adria motorhomes come with a class-leading warranty, are supported by over 500 Adria dealers across Europe and beyond, backed up by a world-class parts supply and aftersales service.



Designed for living

DETAILS MATTER. Our motorhomes are designed for living, where the details matter and every centimetre counts. The science of layouts and construction, so that everything is in the right place, is learned over decades and Adria brings this experience to every layout. For this season we have also redesigned all internal lighting and improved the comfort of our mattresses & seating.



1 | LIVING

Contemporary interior design and a wide choice of layouts and finishes.

2 | KITCHENS

Intelligently-designed kitchens with style and functionality, matched with the best appliances.

3 | BEDROOMS

A wide range of bed formats and new bedroom layouts with choices of wall linings.



4 | BATHROOMS

A wide choice of bathroom solutions, including en-suite, & new swivelling door format.

5 | STORAGE

New garage design and optimized storage throughout.

6 | MULTI-MEDIA

Smart solutions including new MACH smart control mobile app (Sonic).



Our wealth of experience in motorhome design means great living spaces in all models. Always comfortable and practical, with natural and new design lighting.



NEW TRENDS, NEW LAYOUTS

With each new season, we offer new layouts. The widest choice, something for everyone, from our best-selling Open Salon and Classical L-dinette layouts to the latest trend, new Short layouts.



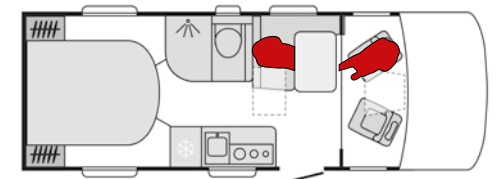
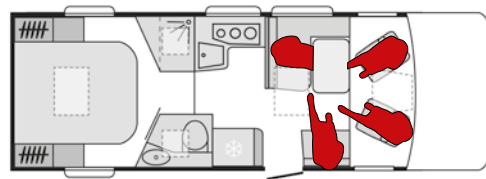
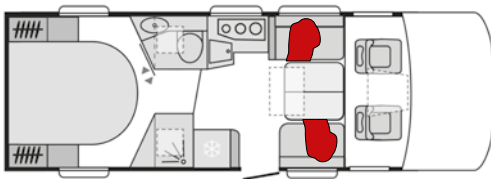
Open Salon



L-Dinette




Shorter layouts







Our kitchens are ergonomically designed with everything in the right place and the best appliances.





A wide choice of layouts and bed formats, all with easy to access beds with optimised dimensions and with new, more comfortable mattresses.



EVERY ADVENTURE STARTS WITH A GREAT NIGHT'S SLEEP

We care about your sleep. On holiday a great night's sleep shouldn't be a luxury, it should be an everyday pleasure. Wake up each morning refreshed and energized for the new day's adventures.



Our new Luxe mattresses offer premium quality comfort and support. Featuring high resistance foam construction, easy-care fabric and natural protection against bacteria, odours and static.



FABRIC



AIR KNITTED FABRIC



ZIPPER



WASHABLE 40°



DRYING ON AIR
(NOT IN MACHINE)

SILVER PROTECTION



100% NATURAL



NON-TOXIC



ANTIBACTERIAL



ANTI-ODOR



ANTI-STATIC



For the perfect relaxing ambiance, we have added a selection of new bedroom wall lining choices on selected models in the Sonic, Matrix and Coral ranges.



Check www.adria-mobil.com
for individual model specifications on wall linings.





Bathrooms designed on ergonomic principles, also in a range of formats, including our new Duplex bathroom, with swivelling wall.





SMART LIVING. Live smart, with sensible TV holder placement, USB sockets, Bluetooth amplifiers and simple to use digital controllers. Live more easily with our new MACH smart mobile application (Sonic).





SMART LIGHTING. New lighting systems in all vehicles, with controllable ambiance at your fingertips.





SMART SOLUTIONS. Places for all your clothes and holiday gear, with innovative storage solutions throughout each motorhome.

*Some features shown may not be available on all models.



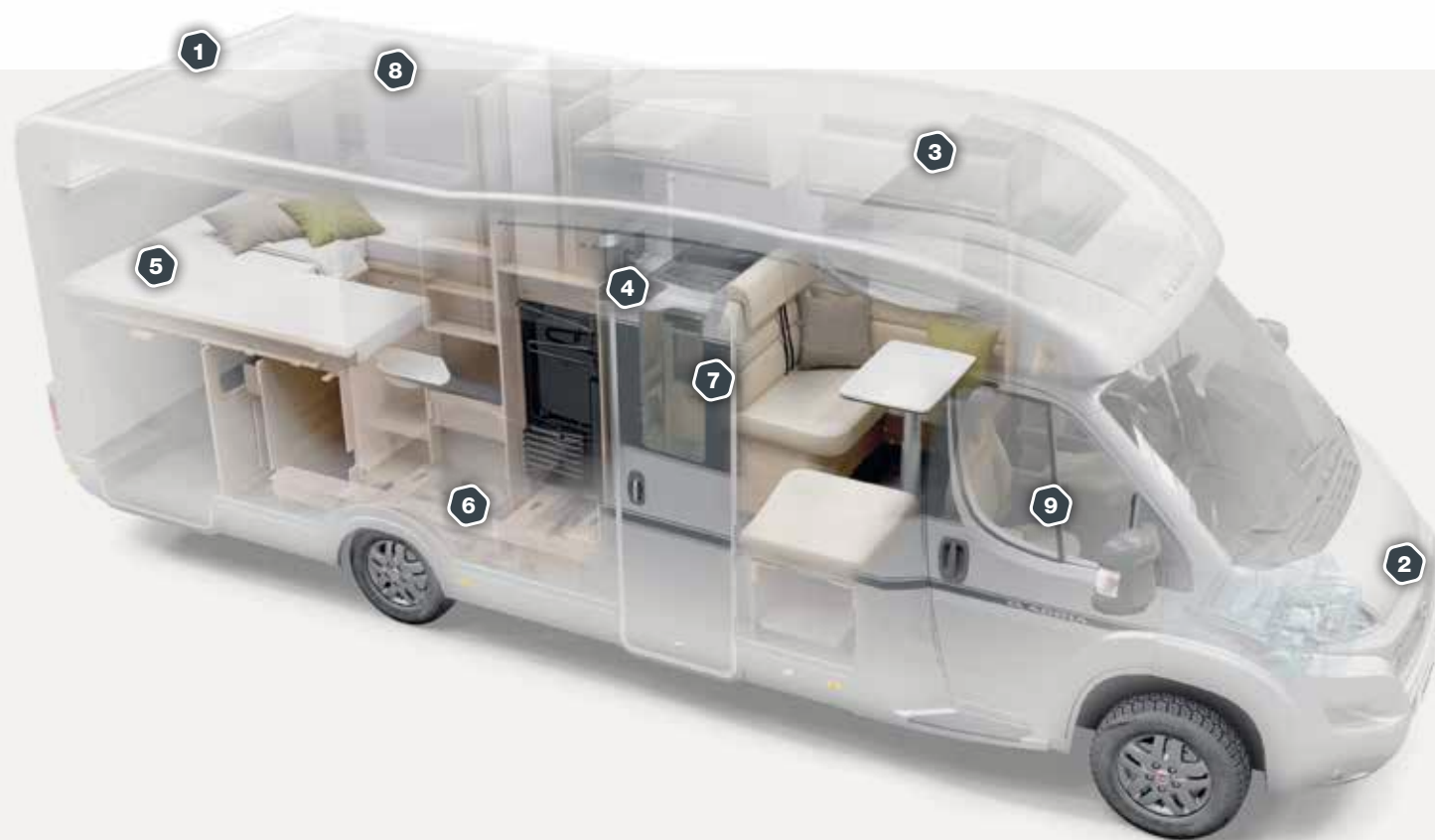


SMART STORAGE. New design garages and optimized storage throughout, with places for all the things you need.

*Some features may not be available on all models.



Designed to perform



2
YEAR* ADRIA
warranty

7
YEAR* ADRIA
WATER INGRESS
warranty

10

REAL WORLD PERFORMANCE

All Adria motorhomes are also designed to perform. Everything is meticulously designed, developed and tested to ensure your safety, comfort and enjoyment. Built to enjoy, built to last.



1. INTELLIGENT DESIGN

Aero-dynamic exterior styling with dynamic front profiles and rear walls and integrated features such as new LED lighting. The seamless integration of interior space and choice of contemporary interiors, layouts and features.

2. BASE VEHICLES

Perfect integration with the base vehicle, with a choice of Fiat and Citroen depending on the model you select. The latest Euro6 engines and a range of driver aids.

3. BODY CONSTRUCTION

Adria's unique 'Comprex' body construction combines the torsional strength of wood, the durability of polyester and the moisture-stopping properties of polyurethane. Our motorhomes come with a 7 year Water Ingress Warranty.

4. CLIMATE CONTROL

Designed for living all year round, with optimized heating efficiency by Truma or Alde central heating, and optional Webasto on selected models. Precisely engineered and tested to extremes in our climatic chamber.

5. INSULATION

The latest thermal insulation materials, sophisticated heat and air-flow management to Adria's 'Thermo-build' standards.

6. AIR-FLOW

Adria's sophisticated Air-Flow System means every vehicle has integrated air-flow and ventilation, with no cold-spots.

7. WINDOWS & DOORS

The largest and most advanced panoramic windows and sky-roofs available, with builtin features. Integrated windows and doors ensure optimum natural lighting, ventilation, privacy and security.

8. FURNITURE & STORAGE

Craftsman-built cabinetry integrated with heating and air-flow for optimum thermal efficiency. Plenty of flexible storage throughout each vehicle for all your gear too.

9. COMFORT & SAFETY

The combination of contemporary interior design, optimized space, functionality and ergonomically designed living spaces. The maximum permitted seat belt and Isofix options too.

10. CUSTOMER SERVICE

Class-leading 2 Year General Warranty and 7 Year Water Ingress warranty as standard, a dealer network of over 500 dealers, and efficient after sales and parts service, with roadside assistance, where provided by the basic vehicle manufacturer.

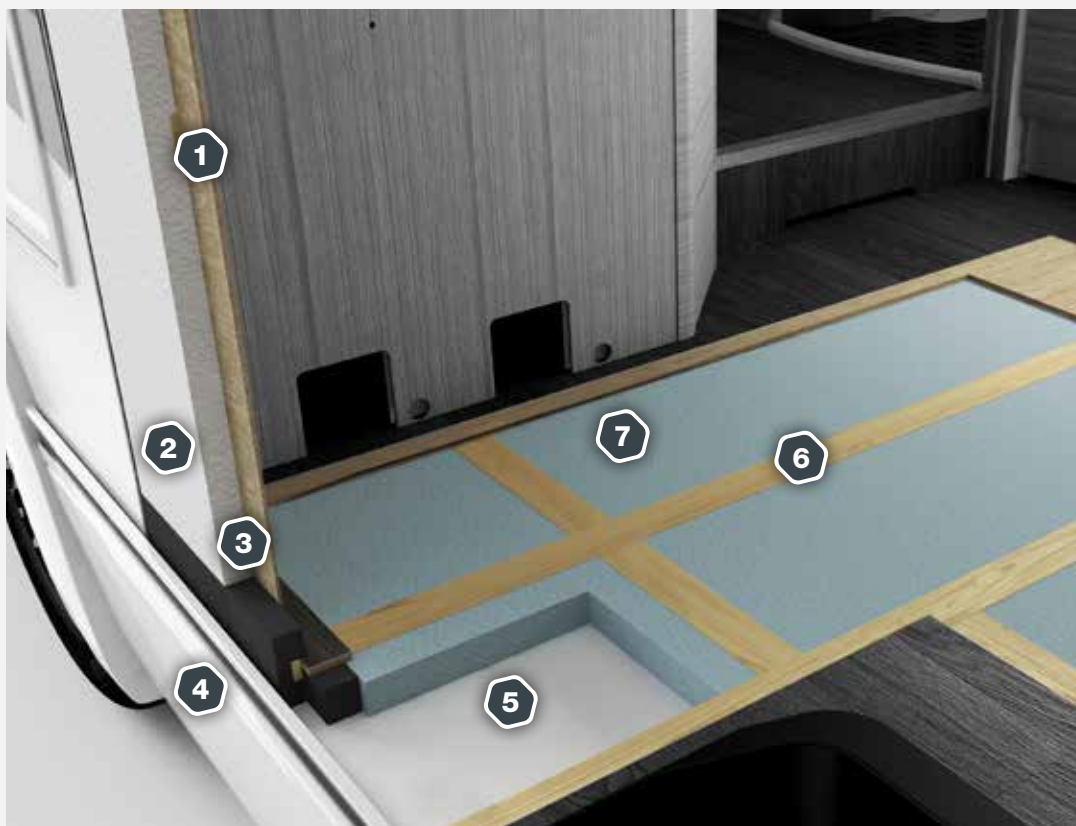
CONSTRUCTION

Adria's 'Comprex' construction which combines the torsional strength of wood, the durability of polyurethane and the moisture-stopping properties of polyester.



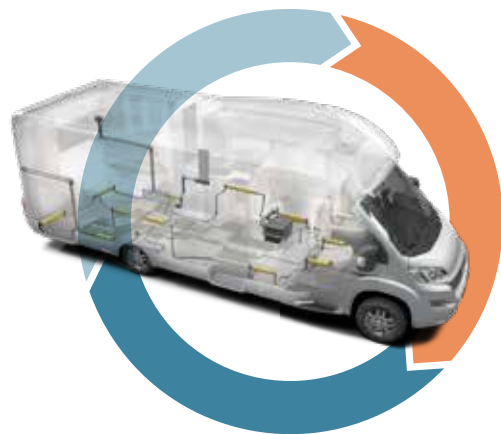
Plasma-treat technology is a robotized process which cleans and applies adhesive to ensure perfect sealing of window and door joints.

- 1 | COMPOSITE WOOD PANEL
- 2 | POLYURETHANE SEALING
- 3 | EPS STYROFOAM
- 4 | EXTERIOR POLYESTER
BODY SHELL CLADDING (sidewall)
- 5 | EXTERIOR POLYESTER
BODY SHELL CLADDING (floor)
- 6 | REINFORCED HARDWOOD PROFILE
- 7 | XPS STYROFOAM INSULATION FOAM



CLIMATE CONTROL

ADRIA THERMO-BUILD STANDARDS. All our motorhomes are built to Adria 'Thermobuild' standards, with optimized insulation materials, precisely engineered heating design and Adria's Air-Flow System which integrates the flow of air through the vehicle. The means all our motorhomes are suitable for use all year round. All vehicles are tested in our own climate chamber, from -40 to +60 degrees and in humidity from 45 % to 80 % between +30 and +60 degrees.



VENTILATION COOLING. Comfort is assured in warmer conditions too with optional factoryfitted air conditioning and good ventilation and shading integrated into our vehicle designs, including thermo-shielding and integrated screens in our sky-roof panoramic windows.

**some features may not be available on all models.*



HEATING. We offer the best heating systems and test our vehicles to extremes in temperature and humidity in our own climatic chamber. We offer Truma heating, easy to use warm air distribution system with optional electrical underfloor heating. On selected models we offer Alde integrated heating, which is a liquid based central heating system, distributing heat evenly through the floor.



WEBASTO THERMO TOP. On selected models we offer optional Webasto, an additional diesel heater booster of 5,2 kw for additional autonomy. Adria MACH smart control mobile application remotely controls heating, cooling and other vehicle utilities on Sonic motorhomes.

BASE VEHICLES

VEHICLE CHASSIS

WE CHOOSE THE BEST CHASSIS FOR EACH VEHICLE FOR THE BEST TORSIONAL STRENGTH, PERFORMANCE DYNAMICS AND INTERIOR LIVING SPACE DESIGN.

AL-KO HIGH PROFILE CHASSIS.

On Sonic Supremes and selected Matrix models with optional AL-KO Air Premium on Sonic Supreme models.



FIAT DUCATO CHASSIS.

Proven chassis with the following features:

- Rigid rear axle with longitudinal parabolic leaf springs, telescopic dampers and flexible side blocks.
- Up-to 4,400 kg MPTLM.
- 16" wheels optional for Light Chassis models.



CITROEN JUMPER CHASSIS.

All Adria Axess models except Sonic, feature the Citroen Jumper chassis.

- Up-to 4,000 kg MPTLM.
- 16" wheels optional for Light Chassis models.



FIAT DUCATO



EURO 6.d

2,3 | **120** HP 2,3 | **140** HP 2,3 | **160** HP 2,3 | **180** HP



The leading base vehicle from Fiat offers a range of class-leading features:

- New 2.3l Multijet 6.d temp engines with SCR (AdBlue) technology.
- Automotive style motorhome cabin exterior in up-to 3 exterior colours.
- Automotive style cabin interior with 'Captain's chairs' & two styles.
- Air-conditioning (choose from manual or automatic option).
- Choice of 120Hp, 140Hp, 160Hp or 180Hp engines (dependent on Adria model).
- Best-in-class 6-speed manual or new 9-speed automatic gearbox*.
- ESP Electronic Stability Control now as standard.
- Stop & Start (standard on 160Hp;180Hp), optional (140Hp).
- Driver aids including practical Tablet/Smart phone holder with USB connector.
- 60 or 75l fuel tank dependent on model (optional 90l tank).

Options include:

- Infotainment incl. Bluetooth radios, MP3 & integrated navigation.
- Speed Limiter & Traction and Hill Descent Control.
- Safety Pack with Full Break Control, Rain & Dusk sensors & other features.
- Front bumper, grill bezels and other styling kit.
- Range of 15 and 16 inch wheel covers and alloy wheels.
- Towing hook.
- Rear view reversing camera.
- Parking sensors.

Please check www.adria-mobil.com for individual model specifications and technical details.

* available on selected Adria models in conjunction with 16-inch wheels

** Some features may not be available on all models. Please check www.adria-mobil.com for individual model specifications and technical details.

CITROËN JUMPER



EURO 6.2

2,2 | **120 HP** 2,2 | **140 HP** 2,2 | **165 HP**



All Axess level motorhomes (except Sonic) integrated with the latest Citroën Jumper base vehicle. Featuring low weight, fuel efficient new Euro6.2 engines with a choice of 120, 140 and 165 Hp, offering improved torque and performance.

- New 2.2l Blue HDi Euro6.2 engines with SCR (AdBlue) technology.
- Automotive style face in white with Citroën cabin interior with 'Captain's chairs'.
- Manual gearbox only.
- Stop & Start.
- Electronic Stability Control.
- Manual Air-conditioning.
- Electric & heated side mirrors.
- New door panels with bottle storage.

Options include:

- Traction and Hill Descent Control.
- Full Brake Control and Speed Limiter.
- Bluetooth DAB radios, MP3 player compatible & integrated navigation.
- Front bumper and exterior styling kit.
- Range of 15 and 16 inch wheel covers and alloy wheels.
- Towing hook.
- Rear view reversing camera.
- Parking sensors.
- Cruise control.

PERFECTLY INTEGRATED



Motorhomes perfectly integrated on the best-selling Fiat Ducato, with the latest Euro 6.d temp engines, now with AdBlue, turbocharger and air cooler intake, with improved torque, performance and lower emissions.



We work closely with Citroën - to ensure perfect integration with the base vehicle and driving is a pleasure, with the latest, more powerful, efficient Euro 6.2 engines and advanced driver aids.

2020 Season highlights

THE PERFECT MOTORHOME FOR YOU

Experience the best in contemporary motorhome design and with our widest ever offer, there's sure to be the perfect motorhome for you.

NEW COMPACT. GO ANYWHERE!

The new Compact, with slim-fit and short length dimensions for an agile motorhome, which can reach more places. Now available in new Supreme, Plus and Axess models. All models with contemporary new interiors, high levels of specification, comfort and practicality. Supreme models with 'silver' body and exclusive new Sky-roof and Sky-lounge.



MORE COMFORT

New lighting, new ambiance and new soft furnishings across each range. Bedrooms with new layouts, new mattresses and selected layouts offer choices of wall linings.





NEW LAYOUTS

We offer a wide range of layouts from classical L-dinette, to Open Salon and new Short layouts with exclusive new bedroom and bathroom solutions.



DISCOVER MORE
IN THE NEW EDITION
OF INSPIRATIONS MAGAZINE,
ONLINE AT
WWW.ADRIA-MOBIL.COM

IMPROVED PERFORMANCE

Our new season motorhomes offer improved base vehicles from Fiat and Citroen, with the latest Euro6 engine choices, new styling options and more driver aids.



GARAGE RENOVATION

We have renovated our garages for easier access, new lighting, more storage possibilities and other improvements.



NEW ADRIA MACH

Adria MACH smart control mobile application controls lighting, heating, cooling and utilities. It provides navigation and points of interest data, including campsites and Adria dealers. You can access user manuals and add Mobile Office features. (Sonic range only).

Motorhomes

PAGE
34 INTEGRATED

40 SONIC
— SUPREME

42 SONIC
— PLUS

44 SONIC
— AXESS



PAGE
50 CROSSOVER

56 MATRIX
— SUPREME

56 MATRIX
— PLUS

58 MATRIX
— AXESS



PAGE

64

SEMI-INTEGRATED

CORAL

70

SUPREME

CORAL

70

PLUS

CORAL

72

AXESS



PAGE

78

ALCOVEN

CORAL XL

84

PLUS

CORAL XL

86

AXESS



PAGE

92

COMPACT

COMPACT

96

SUPREME

COMPACT

96

PLUS

COMPACT

98

AXESS



INTEGRATED

Freedom to express yourself.

Our integrated, Sonic motorhomes, offer the freedom not just to travel but to express yourself. Luxury tourers with high levels of specification, style, and practicality. New comfort with new mattresses, seating and lighting design. Available in Supreme, Plus and Axess models, on the Fiat Ducato, with up-to 15 layouts, sleeping up-to 5 people.

SONIC SUPREME



SONIC PLUS



SONIC AXESS



ADRIA MACH



SONIC RANGE

INTEGRATED



SONIC

Sonic, a motorhome designed around the way you use it, with a purity of line, form and function. A harmonious, uncluttered design where everything is just 'right', where space is uncompromised and you have all the features you need in the right place and a perfect interior ambiance day or night.

EXTERIOR FEATURES

1 . **ADRIA "COMPREX"**
body construction.

2 . **SIDE-WINDOWS** and
high-position mirrors for
improved visibility.

3 . **PANORAMIC**
roof window
(optional in Axxess).

4 . **EXCLUSIVE FRONT
MASK**, grill and automotive
style details.

5 . **NEW INTEGRATED
LED LIGHTS** (Supreme),
LED channel lights (Plus).

6 . **WIDE 600 mm** entrance
door.

7 . **NEW GARAGE DESIGN**
with lights, power and new
storage solutions.

8 . **SEITZ S4 FRAMED
WINDOWS.**



360° WALKTHROUGH

Step inside Sonic, take a 360° Walkthrough on www.adria-mobil.com

INTERIOR FEATURES



I . Comfortable living room with new seating and lighting.

II . Contemporary interior design with choice of textiles and soft furnishings.

III . Large dinette with adjustable table and Isofix.

IV . Multi-media wall and touch-screen control with TV holder (22-28").

V . Light-frame electrically-operated front lift-down bed.

VI . New window lining in dinette (Supreme and Plus models).

VII . Concave design deep overhead cupboards.



SONIC SUPREME — Symphony White



SONIC PLUS — Tempo Brown / Symphony White



SONIC AXESS — Tempo Brown



SONIC
SUPREME



Sonic Supreme. The ultimate tourer in the range, with silver alu-metallic body and the most luxurious interior and highest specifications. Symphony White interior design with a choice of textiles and soft-furnishings.



SYMPHONY WHITE

SONIC
PLUS



Sonic Plus. The mid-level tourer in the range, with silver alu-metallic or white body and luxury interior and high specifications. Tempo Brown (or optional Symphony White) interior design with new lighting and a choice of textiles and soft-furnishings.



TEMPO BROWN / SYMPHONY WHITE

SONIC
AXESS



Sonic Axess. The entry-level tourer in the range, with white body and re-styled exterior and good specifications. Tempo Brown interior design with a choice of textiles and soft-furnishings.



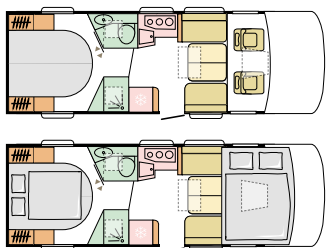
TEMPO BROWN

SONIC INTEGRATED

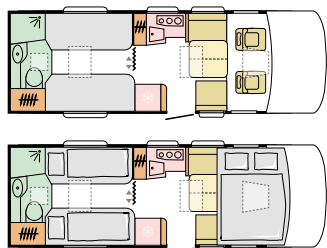
Layouts

SONIC SUPREME

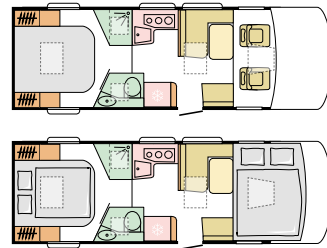
710 DC L (mm) 7520
4 4 W (mm) 2320



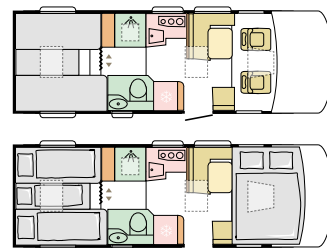
710 DLT L (mm) 7520
4 3 W (mm) 2320



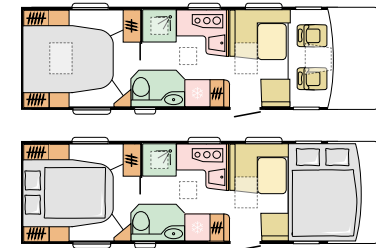
710 SC L (mm) 7520
4 3 W (mm) 2320



710 SL L (mm) 7520
4+1 3 W (mm) 2320

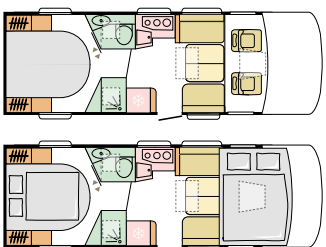


810 SC L (mm) 8800
4 4 W (mm) 2320

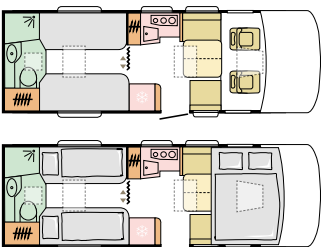


SONIC PLUS

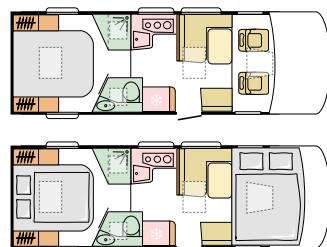
700 DC L (mm) 7520
4 4 W (mm) 2320



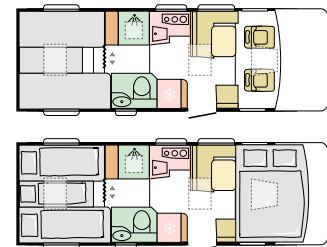
700 DLT L (mm) 7520
4 4 W (mm) 2320



700 SC L (mm) 7520
4 4 W (mm) 2320

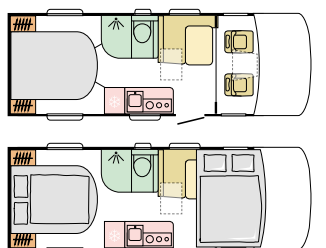


700 SL L (mm) 7520
4+1 4 W (mm) 2320

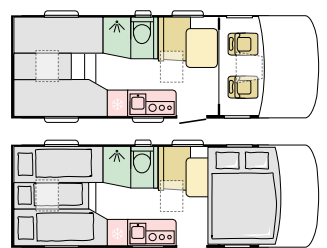


SONIC AXESS

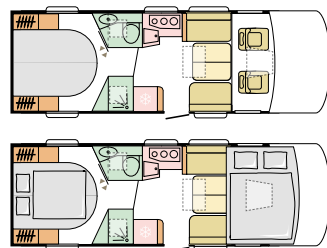
600 SC L (mm) 6990
4 4 W (mm) 2320



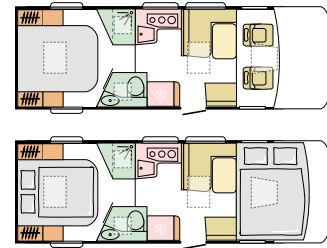
600 SL L (mm) 6990
4+1 4 W (mm) 2320



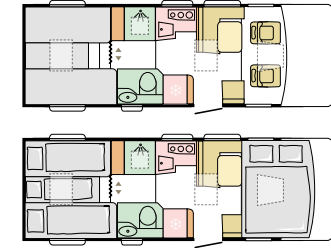
700 DC L (mm) 7520
4 4 W (mm) 2320



700 SC L (mm) 7520
4 4 W (mm) 2320



700 SL L (mm) 7520
4+1 4 W (mm) 2320

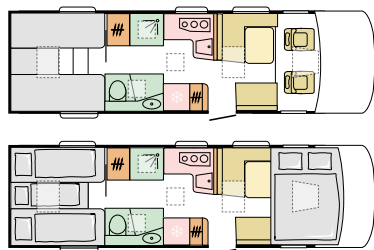


Key data

Key features

810 SL L (mm) **8800**

4+1  **4**  W (mm) **2320**




LENGTH 7520 - 8800 mm
WIDTH 2320 mm
HEIGHT 2960 - 2980 mm
WEIGHT 3500 - 5000 kg
ENGINE 2,3 120 / 140 / 160 / 180 HP



- Adria exclusive styling with silver metallic alu body and panoramic window.
- Adria 'Comprex' body construction on AL-KO high profile chassis.
- Symphony White interior design with choice of textiles and new soft furnishings.
- 'S Line' kitchen with 167 l fridge, 3 burner stove and oven.
- Luxurious rear bedroom and electrically operated front lift-down bed.
- Alde heating with optional Webasto booster.
- New Adria MACH.
- Factory-fitted accessories options.



LENGTH 7520 mm
WIDTH 2320 mm
HEIGHT 2960 mm
WEIGHT 3500 - 4400 kg
ENGINE 2,3 120 / 140 / 160 / 180 HP



- Adria exclusive styling with white or silver body and panoramic window.
- Adria 'Comprex' body construction on Fiat High Profile chassis.
- Tempo Brown (or optional Symphony White) with choice of textiles & soft furnishings.
- 'S Line' kitchen with 167 l fridge, three burner stove and optional oven.
- Luxurious rear bedroom and electrically operated front lift-down bed.
- Truma heating or Alde heating with optional Webasto booster.
- New Adria MACH (option).
- Factory-fitted accessories options.



LENGTH 6990 - 7520 mm
WIDTH 2320 mm
HEIGHT 2960 - 2980 mm
WEIGHT 3500 - 4400 kg
ENGINE 2,3 120 / 140 / 160 / 180 HP



- Adria exclusive styling white body, new Seitz windows, optional panoramic window.
- Adria 'Comprex' body construction on Fiat High Profile chassis.
- New Tempo Brown interior design with choice of textiles and new soft furnishings.
- 'S Line' kitchen with 142 l fridge, 3 burner stove and optional oven.
- Luxurious rear bedroom and electrically operated front lift-down bed.
- Truma heating.
- New Adria MACH (option).
- Factory-fitted accessories options.

SONIC INTEGRATED



EXTERIOR FINISHES



INTERIOR

SUPREME



SILVER METALLIC



SYMPHONY WHITE

PLUS



WHITE



SYMPHONY WHITE / TEMPO BROWN

AXESS



WHITE



TEMPO BROWN

STANDARD FABRIC SELECTION



UPHOLSTERY



SEWING STYLE



PAOL



ZANNA



NATHAN



SEVERE



GAELE



LEATHER MATHISSE



LEATHER EDWARD



PAOL



ZANNA



NATHAN



SEVERE



GAELE



LEATHER MATHISSE



LEATHER EDWARD



PAOL



ZANNA



NATHAN



SEVERE



GAELE



LEATHER MATHISSE



LEATHER EDWARD

* With your choice of textile you can select any decorative cushion set.

OPTIONAL FABRIC SELECTION



CROSSOVER



More style. More versatile.

Our sleek and capable crossover motorhome range, Matrix, offers so much style and versatility. Setting the benchmark for the category, with high levels of specification, comfort and practicality. Available in Supreme, Plus and Axess models, with up-to 16 layouts, sleeping up-to 6 people.

MATRIX SUPREME



MATRIX PLUS



MATRIX AXESS



MATRIX RANGE

CROSSOVER



EXTERIOR FEATURES

1 . **ADRIA 'COMPREX'** body construction.

2 . **AERO-DYNAMIC** exterior profile with panoramic roof window.

3 . **DYNAMIC REAR WALL** with new LED lights (on Supreme).

4 . **CHOICE OF BODY COLOURS** (silver on Supreme, white on Plus and Axess).

5 . **AUTOMOTIVE SIDE-SKIRT** with optional cabin step.

6 . **WIDE 600 mm ENTRANCE** door.

7 . **EASY ACCESS**, new garage design with lights power and new storage solutions.


8 . **NEW SEITZ S4** framed windows.



360° WALKTHROUGH

Step inside Matrix, take a 360° Walkthrough on www.adria-mobil.com

INTERIOR FEATURES



I . Light-frame electrically operated front lift-down bed.

II . Large dinette with Isofix and up-to 5 homologated seats.

III . Panoramic and roof windows and new lighter color ceiling.

IV . Contemporary interior design with choice of textiles and soft furnishings.

V . Multi-media wall and touch screen control panel.

VI . Double floor in dinette with heating and storage solution.

VII . Choice of Truma, Alde and Webasto heating.



MATRIX SUPREME / PLUS _ Symphony White



MATRIX AXESS _ Tempo Brown



MATRIX
SUPREME

MATRIX
PLUS



Matrix Supreme. The ultimate crossover with silver alu-metallic body and the most luxurious interior and highest specifications. Symphony White interior design new wall linings, new lighting and a choice of textiles and soft-furnishings.

Matrix Plus. The mid-level crossover, with white body and choice of cabin colour, contemporary interior and high specifications. Symphony White interior design with new wall linings, lighting and a choice of textiles and soft-furnishings.



SYMPHONY WHITE



Matrix Axess. The entry-level crossover, with white body, contemporary interior and good specifications. Tempo Brown interior design with a new wall linings, new lighting and a choice of textiles and soft-furnishings.



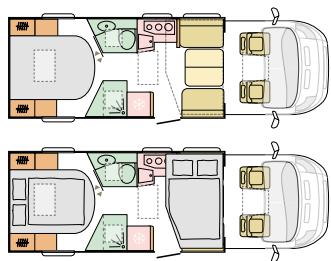
TEMPO BROWN

MATRIX CROSSOVER

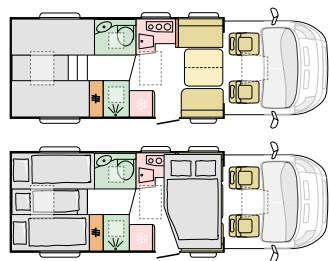
Layouts

MATRIX SUPREME

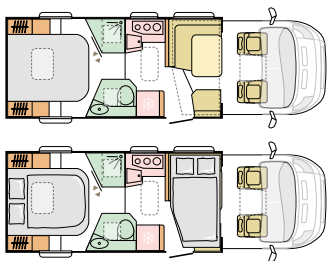
670 DC L (mm) 7503
4  4  W (mm) 2299



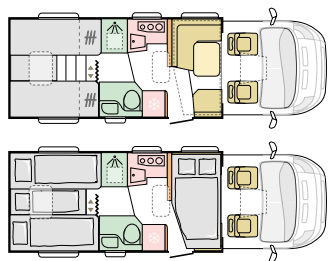
670 DL L (mm) 7503
4+1  4  W (mm) 2299



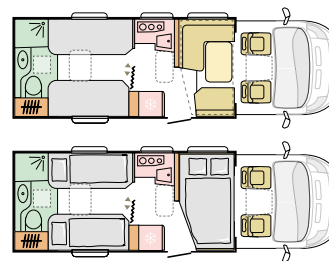
670 SC L (mm) 7503
5  5  W (mm) 2299



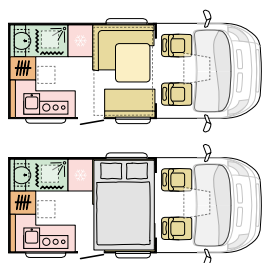
670 SL L (mm) 7503
5+1  5  W (mm) 2299



670 SLT L (mm) 7503
5  5  W (mm) 2299

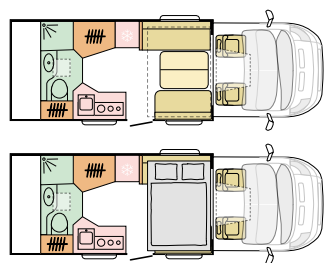


520 ST L (mm) 5969
4  4  W (mm) 2299

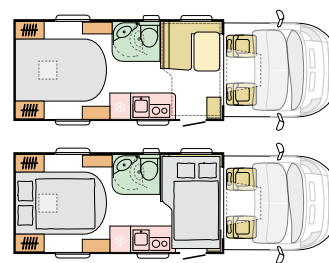


* only Axess

600 DT L (mm) 6990
4  4  W (mm) 2299

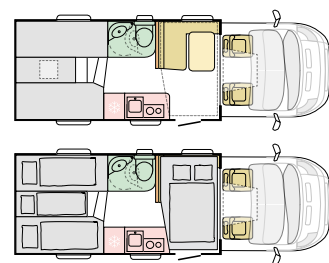


600 SC L (mm) 6999
4  4*/5  W (mm) 2299

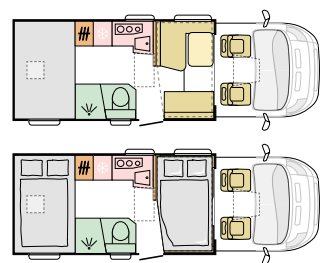


* Axess

600 SL L (mm) 6990
4+1  4  W (mm) 2299

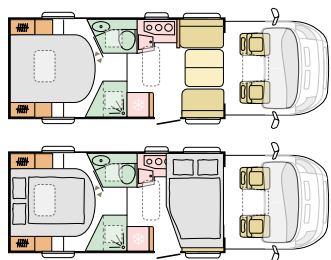


600 SP L (mm) 6990
5  5  W (mm) 2299

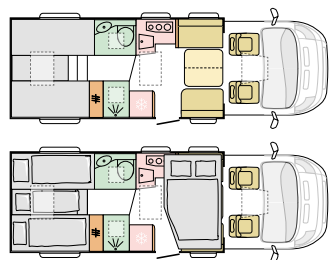


MATRIX AXESS _ MATRIX PLUS

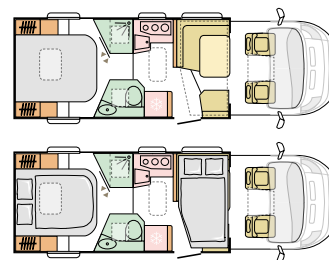
670 DC L (mm) 7503
4  4  W (mm) 2299



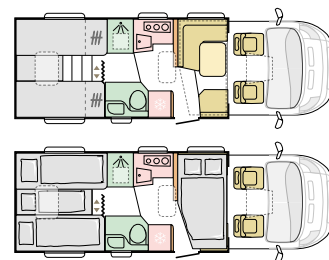
670 DL L (mm) 7503
4+1  4  W (mm) 2299



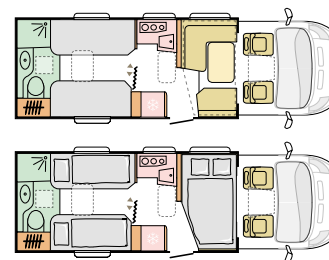
670 SC L (mm) 7503
5  5  W (mm) 2299



670 SL L (mm) 7383
5+1  5  W (mm) 2299



670 SLT L (mm) 7503
5  5  W (mm) 2299



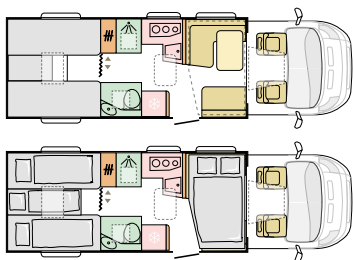
* only Plus

Key data

Key features

700 SL L (mm) **7800**

5+1  **3**  W (mm) **2299**



LENGTH 7503 - 7800 mm
WIDTH 2299 mm
HEIGHT 2810 - 2855 mm
WEIGHT 3500 - 4400 kg
ENGINE 2,3 140 / 160 / 180 HP



or



- Adria 'Comprex' body construction, silver metallic alu body and panoramic window.
- Symphony White interior design with choice of textiles and new soft furnishings.
- Luxurious rear bedroom and electrically operated front lift-down bed.
- 'V design' kitchen with large fridge, 3 burner stove and oven.
- Spacious dinette on double floor with 5th homologated seat and Isofix.
- Multi-media wall and touch-screen control with TV holder.
- Truma or Alde heating with Webasto booster option.
- New factory-fitted accessories options.

MATRIX SUPREME



LENGTH 6990 - 7503 mm
WIDTH 2299 mm
HEIGHT 2810 mm
WEIGHT 3500 - 4400 kg
ENGINE 2,3 120 / 140 / 160 / 180 HP



or



- Adria 'Comprex' body construction, white body and panoramic window.
- Symphony interior design with choice of textiles and new soft furnishings.
- Luxurious rear bedroom and electrically operated front lift-down bed.
- 'V design' kitchen with large fridge, 3 burner stove and optional oven.
- Spacious dinette on double floor with 5th homologated seat and Isofix.
- Multi-media wall and touch-screen control with TV holder.
- Truma or Alde heating with Webasto booster option.
- New factory-fitted accessories options.

MATRIX PLUS












LENGTH 5969 - 7503 mm
WIDTH 2299 mm
HEIGHT 2810 mm
WEIGHT 3500 - 4000 kg
ENGINE 2,2 120 / 140 / 165 HP



- Adria 'Comprex' body construction, white body and panoramic window.
- Tempo Brown interior design with choice of textiles and new soft furnishings.
- Luxurious rear bedroom and electrically operated front lift-down bed.
- 'V design' kitchen with large fridge, three burner stove and optional oven.
- Spacious dinette on double floor with 5th homologated seat and Isofix.
- Multi-media wall and touch-screen control with TV holder.
- Truma heating.
- New factory-fitted accessories options.

MATRIX AXESS

L = Length W = Width

 Number of Berths  Number of Seats  Kitchen  Table
 Seating area  Wardrobe  Berths  Bathroom  Floor

MATRIX CROSSOVER



SUPREME



SILVER METALLIC



SYMPHONY WHITE

PLUS



WHITE

GREY METALLIC

SILVER METALLIC



SYMPHONY WHITE

AXESS



WHITE



TEMPO BROWN

STANDARD FABRIC SELECTION



UPHOLSTERY



SEWING STYLE



PAOL



ZANNA



NATHAN



SEVERE



GAELE



LEATHER MATHISSE



LEATHER EDWARD



PAOL



ZANNA



NATHAN



SEVERE



GAELE



LEATHER MATHISSE



LEATHER EDWARD



PAOL



ZANNA



NATHAN



SEVERE



GAELE



LEATHER MATHISSE



LEATHER EDWARD

* With your choice of textile you can select any decorative cushion set.

OPTIONAL FABRIC SELECTION



SEMI-INTEGRATED



Blue-sky thinking.

The Coral, with its sky-line exterior profile, exclusive Sky-roof and Sky-lounge are the result of blue-sky thinking in designing a semi-integrated motorhome. Luxury motorhomes delivering 'atrium-style living' for couples, with high levels of specification, comfort and practicality. Available in Supreme, Plus and Axess models, with up-to 16 layouts, sleeping up-to 6 people.

CORAL SUPREME



CORAL PLUS



CORAL AXESS



CORAL RANGE

SEMI-INTEGRATED



Coral, a motorhome designed around the exclusive Sky-roof and Sky-lounge, providing perfect comfort and practicality to in a wide choice of layouts and equipment levels, with layouts sleeping up-to 6 people.

EXTERIOR FEATURES

1 . **'ADRIA COMPREX'** body construction.

2 . **SKY-LINE** exterior design with exclusive Sky-roof.

3 . Choice of **BODY COLOURS** (silver on Supreme, white on Plus and Axess).

4 . **NEW REAR LED** lights (on Supreme).

5 . **WIDE 600 mm ENTRANCE DOOR.**

6 . **EASY ACCESS,** new garage design with power and new storage solutions.

7 . **SEITZ S4** framed windows.



360° WALKTHROUGH

Step inside Coral, take a 360° Walkthrough on www.adria-mobil.com

INTERIOR FEATURES



I . Exclusive Sky-lounge and Sky-roof with integrated screening and ventilation.

II . Large dinette with Isofix and up-to 5 homologated seats.

III . Double floor with single level throughout and integrated storage.

IV . Contemporary interior design with choice of textiles and soft furnishings.

V . Multi-media wall and touch screen control panel.

VI . Choice of Truma, Alde and Webasto heating.



CORAL SUPREME / PLUS _ Symphony White



CORAL AXESS _ Tempo Brown



CORAL
SUPREME

CORAL
PLUS



Coral Supreme. The ultimate semi-integrated motorhome, with silver alu-metallic body and the most luxurious interior and highest specifications. Symphony White interior design with new wall linings, new lighting and a choice of textiles and soft-furnishings.

Coral Plus. The mid-level semi-integrated motorhome with white body and choice of cabin colour. Luxury interior and high specifications. Symphony White interior design with a new linings, new lighting and a choice of textiles and soft-furnishings.



SYMPHONY WHITE

CORAL
AXESS



Coral Axess. The entry-level semi-integrated motorhome with white body, contemporary interior and good specifications. Tempo Brown interior design with new wall linings, new lighting and a choice of textiles and soft-furnishings.



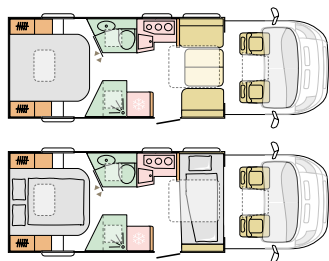
TEMPO BROWN

CORAL SEMI-INTEGRATED

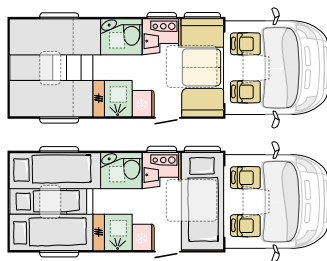
Layouts

CORAL SUPREME

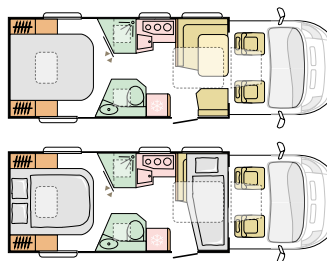
670 DC L (mm) **7503**
3 4 W (mm) **2299**



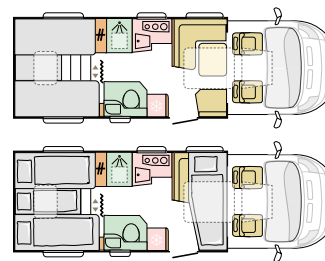
670 DL L (mm) **7503**
3+1 4 W (mm) **2299**



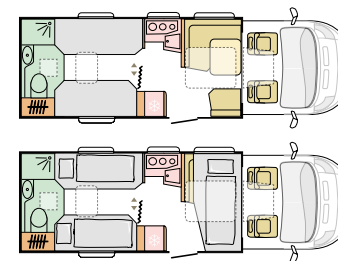
670 SC L (mm) **7503**
3 5 W (mm) **2299**



670 SL L (mm) **7503**
3+1 5 W (mm) **2299**

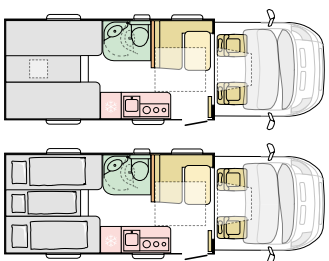


670 SLT L (mm) **7503**
3 5 W (mm) **2299**

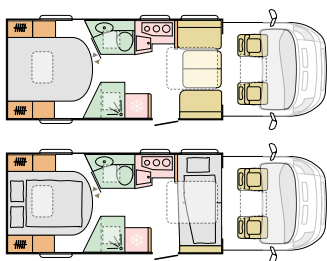


CORAL PLUS

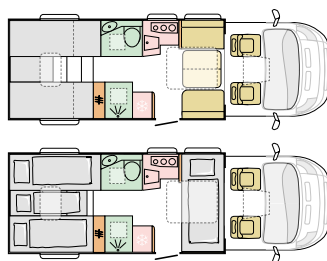
600 SL L (mm) **6990**
3+1 5 W (mm) **2299**



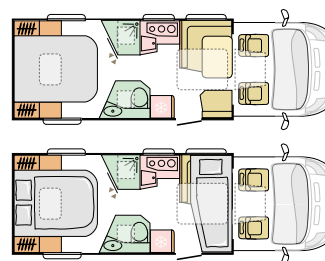
670 DC L (mm) **7503**
3 4 W (mm) **2299**



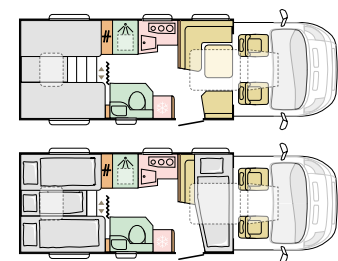
670 DL L (mm) **7503**
3+1 4 W (mm) **2299**



670 SC L (mm) **7503**
3 5 W (mm) **2299**

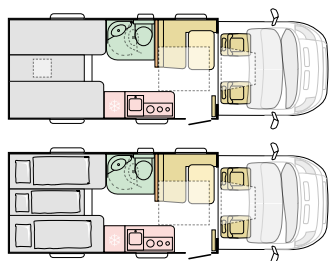


670 SL L (mm) **7503**
3+1 5 W (mm) **2299**

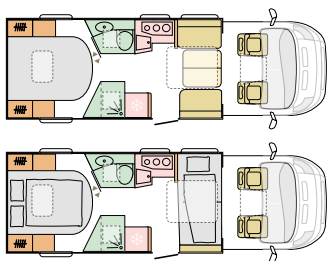


CORAL AXESS

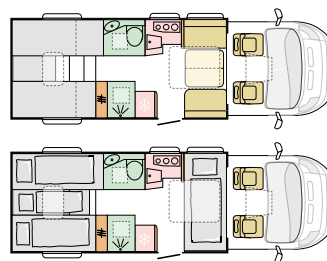
600 SL L (mm) **6990**
2+1 4 W (mm) **2299**



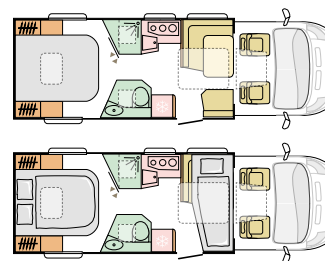
670 DC L (mm) **7503**
3 4 W (mm) **2299**



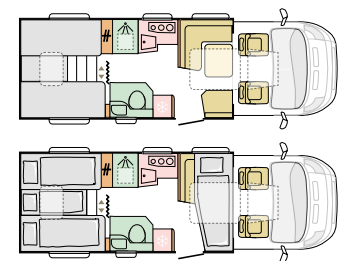
670 DL L (mm) **7503**
3+1 4 W (mm) **2299**



670 SC L (mm) **7503**
3 5 W (mm) **2299**



670 SL L (mm) **7503**
3+1 5 W (mm) **2299**



Key data



LENGTH 7503 mm
WIDTH 2299 mm
HEIGHT 2850 mm
WEIGHT 3500 - 4400 kg
ENGINE 2,3 120 / 140 / 160 / 180 HP



or



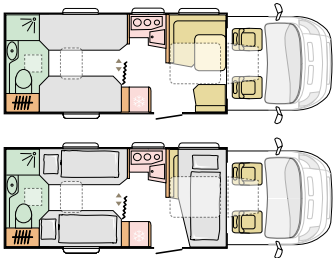
Key features

- Adria 'Comprex' body construction, silver metallic alu body and sky roof panoramic.
- Adria exclusive sky-lounge and sky roof with integrated screening and ventilation.
- Symphony White interior design with choice of textiles and new soft furnishings.
- 'V design' kitchen with large fridge, 3 burner stove and optional oven.
- Spacious dinette on double floor with 5th homologated seat and optional Isofix.
- Multi-media wall and touch-screen control with TV holder.
- Truma or Alde heating with Webasto booster option.
- Factory-fitted accessories options.

CORAL SUPREME

670 SLT L (mm) **7503**

3 **5** W (mm) **2299**



LENGTH 6990 - 7503 mm
WIDTH 2299 mm
HEIGHT 2850 mm
WEIGHT 3500 - 4400 kg
ENGINE 2,3 120 / 140 / 160 / 180 HP



or



- Adria 'Comprex' body construction, white body and Sky-roof panoramic.
- Adria exclusive sky-lounge and sky roof with integrated screening and ventilation.
- Symphony White interior design with choice of textiles and new soft furnishings.
- 'V design' kitchen with large fridge, 3 burner stove and optional oven.
- Spacious dinette on double floor with 5TH homologated seat and optional Isofix.
- Multi-media wall and touch-screen control with TV holder.
- Truma or Alde heating with Webasto booster option.
- Factory-fitted accessories options.

CORAL PLUS



LENGTH 6999 - 7503 mm
WIDTH 2299 mm
HEIGHT 2850 mm
WEIGHT 3500 - 4000 kg
ENGINE 2,2 120 / 140 / 165 HP



- Adria 'Comprex' body construction, white body and Sky-roof panoramic.
- Adria exclusive Sky-lounge and Sky-roof with integrated screening and ventilation.
- Tempo Brown interior design with choice of textiles and new soft furnishings.
- 'V design' kitchen with large fridge, 3 burner stove and optional oven.
- Spacious dinette on double floor with 5TH homologated seat and optional Isofix.
- Multi-media wall and touch-screen control with TV holder.
- Truma heating.
- Factory-fitted accessories options.

CORAL AXESS

CORAL SEMI-INTEGRATED



SUPREME



SILVER METALLIC



SYMPHONY WHITE

PLUS



WHITE
GREY METALLIC
SILVER METALLIC



SYMPHONY WHITE

AXESS



WHITE



TEMPO BROWN


STANDARD FABRIC SELECTION



UPHOLSTERY



SEWING STYLE



PAOL



ZANNA




NATHAN



SEVERE



GAEL



PAOL



ZANNA



NATHAN



SEVERE



GAEL



PAOL



ZANNA



NATHAN



SEVERE



GAEL

OPTIONAL FABRIC SELECTION



LEATHER MATHISSE



LEATHER EDWARD



LEATHER MATHISSE



LEATHER EDWARD



LEATHER MATHISSE



LEATHER EDWARD

* With your choice of textile you can select any decorative cushion set.

ALCOVEN



For extra-large adventures.

The Coral XL range sets the benchmark for stylish and practical “over cab” motorhomes. Sleek lines and spacious practical interiors with up-to 7 homologated seats, making them perfect for large families and groups. Available in Plus and Axess models, with up-to 7 layouts, sleeping up-to 7 people.

CORAL XL PLUS



CORAL XL AXESS



CORAL X RANGE

ALCOVEN



EXTERIOR FEATURES

1 . **ADRIA 'COMPREX'** body construction.

2 . **LARGE OVER-CAB** profile with panoramic roof window.

3 . **AUTOMOTIVE SIDE-SKIRT** with optional cabin step.

4 . **WHITE BODY** with choice of **CABIN EXTERIOR COLOUR**.

5 . **DYNAMIC REAR WALL** design with new rear LED lights.

6 . **WIDE 600 mm ENTRANCE** door and two side windows.

7 . **EASY ACCESS**, new garage design with power and new storage solutions.

8 . **SEITZ S4** framed windows.



360° WALKTHROUGH

Step inside Coral XL, take a 360° Walkthrough on www.adria-mobil.com

INTERIOR FEATURES



I . Light frame front lift-down bed, with panoramic window.

II . Large dinette with up-to 7 homologated seats and optional Isofix.

III . Contemporary interior design with choice of textiles and soft furnishings.

IV . Multi-media wall and touch screen control panel.

V . Smart kitchen with slim tower fridge and all functionalities.

VI . Spacious interior with new lighting and storage solutions throughout.

VII . Choice of Truma or Alde heating.



CORAL XL PLUS — Symphony White



CORAL XL AXESS _ Tempo Brown



CORAL XL
PLUS



Coral XL Plus. The top of the XL range, with white body and choice of cabin colour. Contemporary interior and high specifications. Symphony White interior design with new lighting and a choice of textiles and soft-furnishings.



SYMPHONY WHITE

CORAL XL
AXESS



Coral XL Axess. The entry-level XL in the range, with white body and contemporary interior and good specifications. Tempo Brown interior design with new lighting and a choice of textiles and soft-furnishings.



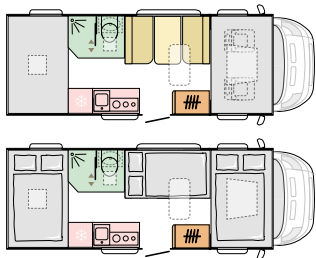
TEMPO BROWN

CORAL XL ALCOVEN

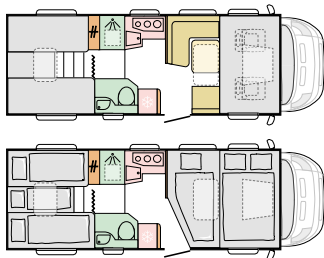
Layouts

CORAL XL PLUS

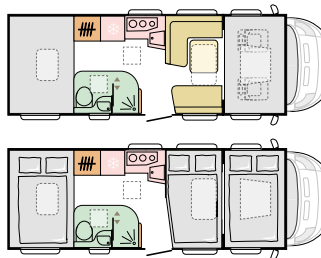
600 DP L (mm) **6990**
6 **6** W (mm) **2299**



670 SL L (mm) **7360**
5+1 **5** W (mm) **2299**

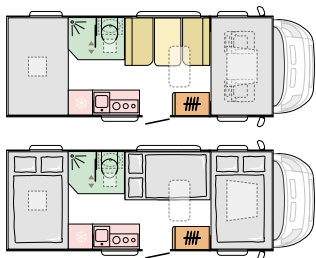


670 SP L (mm) **7320**
6 **5** W (mm) **2299**



CORAL XL AXESS

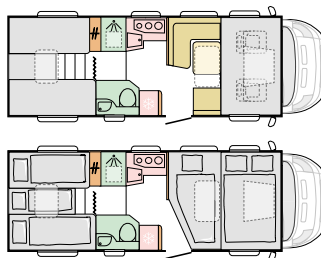
600 DP L (mm) **6990**
6 **6** W (mm) **2299**



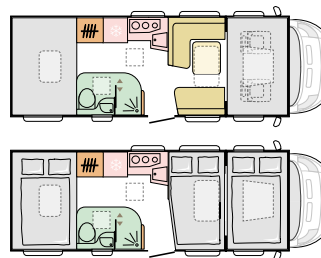
670 DK L (mm) **7299**
7 **6** W (mm) **2299**



670 SL L (mm) **7360**
5+1 **5** W (mm) **2299**



670 SP L (mm) **7320**
6 **5** W (mm) **2299**



Key data



LENGTH 6990 - 7360 mm
WIDTH 2299 mm
HEIGHT 3070 mm
WEIGHT 3500 - 4400 kg
ENGINE 2,3 120 / 140 / 160 / 180 HP



or



Key features

- Adria 'Comprex' body construction, white body and sleek over-cab bedroom.
- Symphony White interior design with choice of textiles and new soft furnishings.
- Smart kitchen with 3 burner stove, sink, slim tower fridge and optional oven.
- Multi-media wall and touch-screen control with TV holder.
- Large dinette with 5th homologated seat.
- New lighting and garage design with lighting, power & new storage solutions.
- Truma or Alde heating.
- New factory-fitted accessories options.

CORAL XL PLUS



LENGTH 6990 - 7360 mm
WIDTH 2299 mm
HEIGHT 3070 mm
WEIGHT 3500 - 4000 kg
ENGINE 2,2 120 / 140 / 165 HP



- Adria 'Comprex' body construction, white body and sleek over-cab bedroom.
- Tempo Brown interior design with choice of textiles and new soft furnishings.
- Smart kitchen with 3 burner stove, sink and slim tower fridge.
- Multi-media wall and touch-screen control with TV holder.
- Large dinette with 5th homologated seat.
- New lighting and garage design with lighting, power & new storage solutions.
- Truma heating.
- New factory-fitted accessories options.

CORAL XL AXESS

CORAL XL ALCOVEN

PLUS



EXTERIOR FINISHES

- WHITE
- GREY METALLIC
- SILVER METALLIC



INTERIOR



SYMPHONY WHITE

AXESS



WHITE



TEMPO BROWN

STANDARD FABRIC SELECTION



UPHOLSTERY



SEWING STYLE



PAOL



ZANNA



NATHAN



SEVERE



GAELE



LEATHER MATHISSE



LEATHER EDWARD



PAOL



ZANNA



NATHAN



SEVERE



GAELE



LEATHER MATHISSE



LEATHER EDWARD

OPTIONAL FABRIC SELECTION



* With your choice of textile you can select any decorative cushion set.

COMPACT



New Compact 2020. Go anywhere!

The new Compact, with slim-fit and short length dimensions for an agile motorhome, which can reach more places. New Supreme models with 'silver' body and exclusive new Sky-roof and Sky-lounge. All models with contemporary new interiors, high levels of specification, comfort and practicality. Available in new Supreme, Plus and Axess models with up-to 9 layouts, sleeping up-to 3 people.

COMPACT SUPREME



COMPACT PLUS



COMPACT AXESS



COMPACT RANGE

COMPACT



COMPACT

Compact, the perfect motorhome for up-to three people. Easy to use, can go almost anywhere, with outstanding comfort and practicality. Available in new Supreme and Plus models on the Fiat Ducato and new Axess models, on Citroen Jumper, each with a choice of layouts and equipment.

EXTERIOR FEATURES

- 1 . **ADRIA 'COMPREX'** body construction.
- 2 . **NEW DESIGN** aerodynamic cap with exclusive Sky-roof panoramic window.
- 3 . **'SILVER' BODY** (Supreme) or White body (Plus and Axess).
- 4 . **DYNAMIC REAR WALL** design with new LED lights.
- 5 . **SLIM-FIT EXTERIOR** with body width 2,12 m.
- 6 . **EASY ACCESS**, new garage design with power and new storage solutions.
- 7 . **AUTOMOTIVE SIDE** skirts.



360° WALKTHROUGH

Step inside Compact, take a 360° Walkthrough on www.adria-mobil.com

INTERIOR FEATURES



I . New Sandy White or Sandy Brown interior design with choice of soft furnishings.

II . Dinette on double floor, with heating and optional Isofix.

III . New Smart kitchen with large fridge and all functionalities.

IV . New Duplex bathroom with swivel-shower wall.

V . Spacious interior with new lighting and storage solutions throughout.

VI . Truma heating.

COMPACT
SUPREME

COMPACT
PLUS



Compact Supreme. The top of the range, with 'silver' body. New contemporary interior and high specifications. Sandy White new interior design with a choice of textiles and soft-furnishings.

Compact Plus. Well-equipped with white body and optional grey cabin. New contemporary interior and high specifications. New Sandy White or Sandy Brown interior design with a choice of textiles and soft-furnishings.



COMPACT
AXESS



Compact Axxess. The entry-level compact in the range, with white body, contemporary new interior and good specifications. New Sandy Brown interior design with a choice of textiles and soft-furnishings.



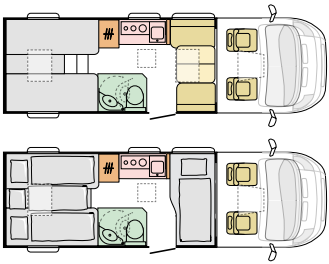
SANDY BROWN

COMPACT

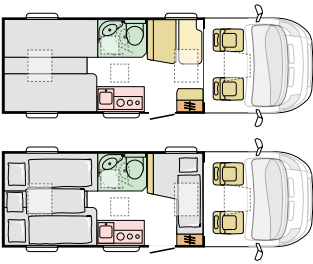
Layouts

COMPACT SUPREME

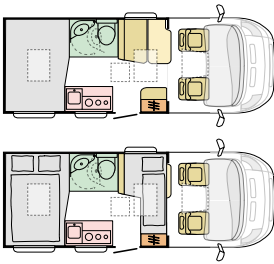
DL L (mm) 6990
3+1 4 W (mm) 2120



SL L (mm) 6799
3+1 4 W (mm) 2120

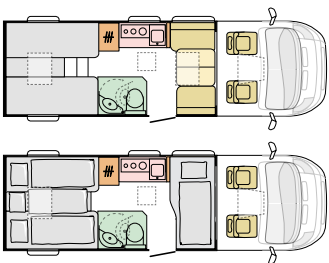


SP L (mm) 5999
3 4 W (mm) 2120

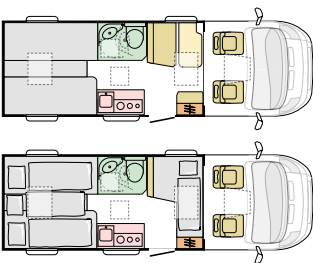


COMPACT PLUS

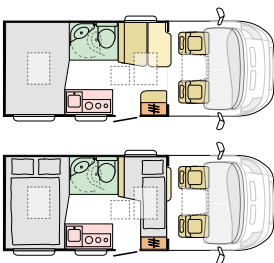
DL L (mm) 6990
3+1 4 W (mm) 2120



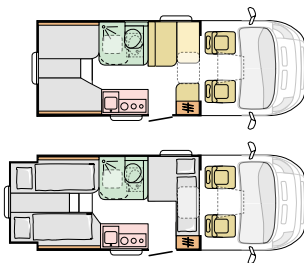
SL L (mm) 6799
3+1 4 W (mm) 2120



SP L (mm) 5999
3 4 W (mm) 2120

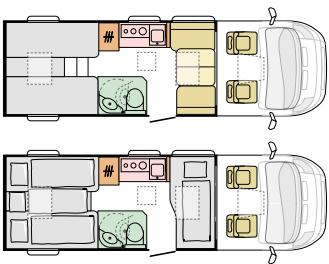


SLS L (mm) 5999
3 4 W (mm) 2120

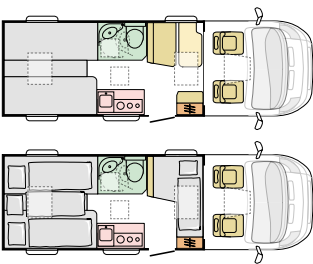


COMPACT AXESS

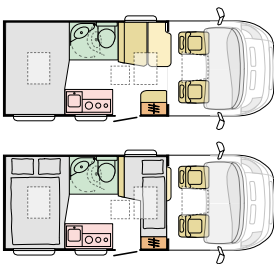
DL L (mm) 6990
3+1 4 W (mm) 2120



SL L (mm) 6799
3+1 4 W (mm) 2120



SP L (mm) 5999
3 4 W (mm) 2120



Key data



LENGTH 5999 - 6999 mm
WIDTH 2120 mm
HEIGHT 2750 mm
WEIGHT 3500 kg
ENGINE 2,3 120 / 140 / 160 / 180 HP



Key features

- Adria 'Comprex' body construction, with 'silver' body.
- New exclusive Sky-roof panoramic window and Sky-lounge.
- New interior design in Sandy White, with choice of textiles
- New Smart kitchen with 3 burner stove, sink, slim tower fridge and optional oven.
- Dinette on double floor, with heating and optional Isofix.
- New lighting and garage design.
- Truma heating.
- Factory-fitted accessories options.

COMPACT SUPREME



LENGTH 5999 - 6990 mm
WIDTH 2120 mm
HEIGHT 2750 - 2780 mm
WEIGHT 3500 kg
ENGINE 2,3 120 / 140 / 160 / 180 HP



- Adria 'Comprex' body construction, with white body, optional grey cabin
- New exclusive Sky-roof panoramic window and Sky-lounge.
- New interior design in Sandy White or Sandy Brown, choice of textiles.
- New Smart kitchen with 3 burner stove, sink, slim tower fridge and optional oven.
- Dinette on double floor, with heating and optional Isofix.
- New lighting and garage design.
- Truma heating.
- Factory-fitted accessories options.

COMPACT PLUS



LENGTH 5999 - 6990 mm
WIDTH 2120 mm
HEIGHT 2750 - 2780 mm
WEIGHT 3300 - 3500 kg
ENGINE 2,2 120 / 140 / 165 HP



- Adria 'Comprex' body construction, with white body.
- New exclusive Sky-roof panoramic window and Sky-lounge.
- Sandy Brown interior design with choice of textiles.
- New Smart kitchen with 3 burner stove, sink and slim tower fridge.
- Dinette on double floor, with heating and optional Isofix.
- New lighting and garage design.
- Truma heating.
- Factory-fitted accessories options.

COMPACT AXESS

COMPACT



SUPREME



SILVER METALLIC



SANDY WHITE

PLUS



WHITE



GREY METALLIC



SILVER METALLIC



SANDY WHITE

AXESS



WHITE



SANDY BROWN


STANDARD FABRIC SELECTION



UPHOLSTERY



SEWING STYLE



PAOL



ZANNA



NATHAN



SEVERE



GAELE



PAOL



ZANNA



NATHAN



SEVERE



GAELE



PAOL



ZANNA



NATHAN



SEVERE



GAELE

OPTIONAL FABRIC SELECTION



LEATHER MATHISSE



LEATHER EDWARD



LEATHER MATHISSE



LEATHER EDWARD



LEATHER MATHISSE



LEATHER EDWARD

* With your choice of textile you can select any decorative cushion set.

It's never just a chair

We've redesigned our seating for more comfort and more support. After all during every great adventure you need to relax.

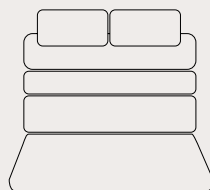


Soft furnishings

New for season 2020, you can now choose different sewing styles and new soft furnishings, from a brilliant repertoire of cushions to add a bit more personality.

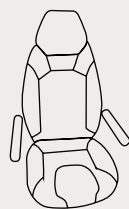
There's up-to six cushion colourways available for motorhomes and combined with your motorhome's interior furniture and textile choice means a much more personal style – yours!

SEWING STYLE

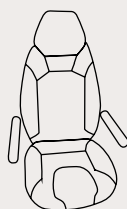
The beauty is in the details. Precision sewn in different styles to suit your taste.



SONIC



MATRIX _ CORAL



COMPACT


CUSHION TEXTILES



SOPHISTICATED CLASSIC




VIOLET CHICK




OCEAN SERENITY



AUTUMN CALMNESS



SPRING GARDEN



CHERRY PUNCH

Ready to Go

NEW ACCESSORIES For any adventure you always need additional equipment! Adria now supplies accessories, using the top brands. These options can be ordered at your Adria dealer and apply to most 2020 motorhomes.

Ready to go accessories include the following options:

AWNINGS



ROOF MOUNTED AIR CONDITIONING



SOLAR PANELS



BIKE RACK PRE-INSTALLATION



Go to www.adria-mobil.com for more information and vehicle applicability.

Adria Mach

MOBILE ARTIFICIAL INTELLIGENCE COMMUNICATIONS HARDWARE

Adria offers Adria MACH smart control mobile application as an option (Sonic), which offers clever remote control of all-important functions and even more comfort when inside.



SIMPLIFY YOUR LIFE & HELP YOUR ADVENTURE



REMOTE CONTROL OF IMPORTANT FUNCTIONS

Lights, heating, cooling, battery, water, gas, fridge ...
(with statistics and prediction)



MANAGE YOUR VEHICLE

Interactive and intuitive manuals, levelling information (angle-accelerometer), key technical data ...



NAVIGATION & POI

Nearby refilling points suggestion and large POI database
(Adria dealers, camps, parking spots, restaurants, landmarks...)



MOBILE OFFICE

Wi-Fi hotspot functionality (access to web, listening to IP radio, watching IP TV ...)

MACH is available for smartphones, tablets (Android, iOS*) and computers (web app*). MACH functions also in remote areas without mobile signal due to its internal storage. For some functionalities extra SIM card is required.

HOW MACH WORKS



INSTALL

the app from Google Play or Apple Store* or visit adria-mobil.com/mach



CONNECT

to your vehicle



CREATE

your Adria ID



ENJOY

tailored experience



*December 2019

Visit www.adria-mobil.com/mach for more information.

WORLD-CLASS PARTNERS

ACCEPT NO COMPROMISES

TINA MAZE. Double World Champion and double Olympic gold medallist. One of the best skiers of all time, Tina Maze, from Slovenia, uses her Sonic with her new family, following the snow for skiing and wind, for windsurfing.



LIVING IN MOTION

PRIMOŽ ROGLIČ.

Slovene, a world-class cyclist, fourth in the 2018 Tour de France and third in the Giro d'Italia 2019.

ADRIA MOBIL CYCLING TEAM.

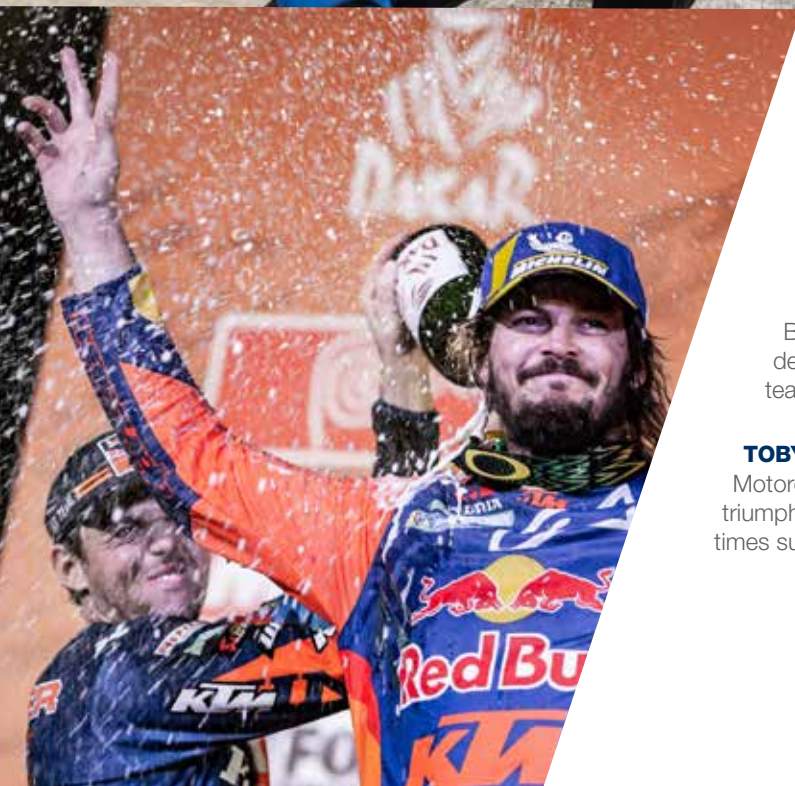
The Adria Mobil Cycling Team are the top Slovenian cycling team in the UCI European Tour. For more information visit www.adria-mobil-cycling.com





EXTREME PERFORMANCE

JAKOV FAK. Silver medal biathlon winner at the 2018 Winter Olympics and Bronze in Vancouver in 2010, is an Adria ambassador and Sonic Supreme user.



TAKEN TO EXTREMES

KTM. Every January since 2013, a fleet of Adria Sonic and Matrix motorhomes are taken on the Dakar Rally in South America by Red Bull KTM Factory Racing. Custom-designed Adria Twins also support their team's MXGP World Championship.

TOBY PRICE. 2019 Dakar Rally Motorcycle Winner. KTM's eighteenth triumph at the annual Dakar rally, seven times supported by Adria motorhomes.



READ THE LATEST on our world class partners in the new edition of Inspirations magazine, online at www.adria-mobil.com

ADRIA MOBIL, d.o.o.
Straška cesta 50
8000 Novo mesto
Slovenia
Tel. +386(0)7 393 71 00
Fax: +386(0)7 393 72 00
Email: info@adria-mobil.si
Website: www.adria-mobil.com

Slovenia. Your caravanning destination.
www.slovenia.info



The purpose of the catalogue is illustrative. Pictures inside the catalogue may include some elements not belonging to standard equipment or portray products belonging to different markets. Products may change from technical or commercial points of view in respect of regulations. Please contact your selected Dealer to obtain detailed information before purchasing.

Published by: Adria Mobil, d.o.o.; Art Direction: Pubblimarket2; Production: Enigma d.o.o.; Photography: Branko Čeak, Jože Maček, Jure Horvat, Styling: Nataša Mandelj Čeak; Lifestyle photos: Daniele Molineris, Luca Masarà, Shutterstock, iStock, themediumgray.com; Styling: Claudia Barberi, Pubblimarket2; KTM Images: photo Dakar Toby Price: Marcin Kin; photo Cairoli: Bavo Swijgers; Photo Adria Mobil Cycling: Vid Ponikvar/Sportida; Renders: Inpac d.o.o.; Copy: Neil Morley; Lythography: Tomo Per; Thanks to: Fjäll Räven, Gazèl, Fiascaris, Cmp, Mueller, Amfibija; Printed by: Tiskarna knjigoveznica Radovljica, d.o.o.