



The Ultimate
Driving Machine



THE NEW BMW 2 SERIES COUPÉ AND CONVERTIBLE.

BMW EFFICIENT DYNAMICS.
LESS EMISSIONS. MORE DRIVING PLEASURE.

THE NEXT
100 YEARS



THE NEW BMW 2 SERIES COUPÉ AND CONVERTIBLE.



M PERFORMANCE

DIGITAL DISCOVERY: THE NEW BMW BROCHURES APP.



More information, more sheer driving pleasure: The new BMW brochure app offers a digital and interactive BMW experience like never before. Download the BMW brochure app for your smartphone or tablet now and rediscover your BMW.

INNOVATION AND TECHNOLOGY.



18 BMW EfficientDynamics



20 BMW ConnectedDrive



22 Suspension and safety

EQUIPMENT.




24 Models



32 Equipment highlights



36 Exterior colours



38 Interior colours



40 Wheels and tyres



41 Genuine BMW Accessories



**RE-WRITING
THE RULE BOOK.**



EXCEPTIONAL PERFORMANCE.

VARIABLE SPORT STEERING* FOR NOTICEABLY MORE DIRECT RESPONSE || 50:50 WEIGHT DISTRIBUTION FOR MAXIMUM AGILITY || BEST-IN-CLASS DYNAMICS IN THE COMPACT SEGMENT

* Standard for M240i models.



CAPTIVATING AND COMPELLING.

ICONIC DESIGN || ELONGATED BONNET || SWEEP-BACK GREENHOUSE ||
LONG WHEELBASE || SLEEK SILHOUETTE || ELEGANT SWAGE LINES





EYE-CATCHING AND COMPELLING.

LED HEADLIGHTS WITH BMW CORONA RINGS II
LARGER, MORE DYNAMIC AIR INLETS II EXPRESSIVE
FRONT DESIGN

Optional BMW Icon Adaptive LED headlights shown.




THE HEART LEADS. THE MIND FOLLOWS.

ERGONOMIC CONTROLS WITH CONSISTENT DRIVER ORIENTATION II
RE-DESIGNED PREMIUM INTERIOR WITH PEARL CHROME ACCENTS II
LATEST GENERATION OF BMW NAVIGATION WITH CONNECTED DRIVE
FEATURES AS STANDARD



FREE AND SPIRITED.

EXPRESSIVE REAR DESIGN II LOW VISUAL CENTRE OF GRAVITY II
LIGHTS WITH EDGIER AESTHETICS II FULLY RETRACTABLE ROOF FOR
MAXIMUM CONVERTIBLE FEELING





GROUNDBREAKING.

ONE THING IS CERTAIN: THESE TWO ARE DIFFERENT. THEY CREATE FASCINATING EXPERIENCES ON EACH DRIVE, RANGING FROM THE EXPLICITLY SPORTY TO THE EXCITINGLY STYLISH. WITH A COMPACT DESIGN EVOKING A SENSE OF UNLIMITED FREEDOM AND PALPABLE ATHLETICISM THAT COMMUNICATES ITSELF BEFORE THE CAR HAS EVEN MOVED AN INCH. WITH AN INTERIOR THAT BOASTS PREMIUM MATERIALS AS WELL AS SUPREME WORKMANSHIP, ALONG WITH INNOVATIVE TECHNOLOGY EFFORTLESSLY CONNECTING ITS OCCUPANTS WITH THE OUTSIDE WORLD. DISCOVER PASSION. DISCOVER CHARISMA. **DISCOVER THE NEW BMW 2 SERIES COUPÉ AND CONVERTIBLE.**

www.bmw.co.uk/efficientdynamics

MORE POWER FROM LESS FUEL.

More power from three to twelve cylinders. Consume less, experience more – the **BMW TwinPower Turbo engines** offer the greatest possible dynamic performance with the greatest possible efficiency thanks to the newest injection systems, variable output control and sophisticated turbocharger technology. Whether diesel or petrol, and no matter how many cylinders, the engines from the BMW EfficientDynamics engine family allow more agile power delivery and outstanding responsiveness even at low rpms, while being fuel-efficient and low in emissions.

MORE DRIVING PLEASURE, LESS EMISSIONS.

BMW EfficientDynamics includes not only the engine and drivetrain, but rather the whole vehicle concept, including intelligent energy management. Provided as standard in every BMW, a variety of innovative technologies contribute to continuously improving efficiency. Via engine efficiency measures, electrification, lightweight construction methods and optimised aerodynamics, BMW has managed to reduce the CO₂ emissions of its fleet by 33 % since 2000.

MORE SPEED, LESS WEIGHT.

Lower weight with intelligent lightweight construction. Special consideration for every last detail – intelligent lightweight construction means that the optimal material is found and implemented for each part of the vehicle. With extremely light high-tech materials such as aluminium and carbon fibre, **BMW EfficientLightweight** is pursuing the goal of minimising vehicle weight. That leads to even more dynamic performance, increased stability and heightened vehicle safety and comfort.



DRIVE PERFORMANCE CONTROL

Drive Performance Control lets the driver choose between the standard Comfort mode, the more efficient ECO PRO mode and Sport and Sport+¹ modes for an even more dynamic drive. ECO PRO mode adjusts the characteristics of automatic transmission and heating/air conditioning settings to make the drive as fuel efficient as possible.

STEPTRONIC TRANSMISSION

The eight-speed automatic transmission² with Steptronic ensures particularly smooth gearshifts and outstanding driving comfort, thanks to fast engine speed transitions and tightly spaced gear ratios. It unites superb comfort with impressive dynamics and increased fuel efficiency.

AUTOMATIC START/STOP FUNCTION

The Automatic Start/Stop function switches off the engine when the vehicle comes to a temporary standstill (e.g. at traffic lights or in a traffic jam), which can reduce overall fuel consumption. When the driver presses down on the clutch (manual transmission) or takes their foot off the brake (Steptronic transmission), the engine automatically starts up again in a fraction of a second.

IN THE NEW BMW 2 SERIES COUPÉ AND CONVERTIBLE.



BMW 218i Coupé // Convertible

- BMW TwinPower Turbo three-cylinder petrol engine with 136hp (100kW) and 220Nm torque
- Acceleration 0–62mph: 8.8 [8.9]s // 9.4 [9.6]s
- Top speed: 130 [130]mph (210km/h) // 129 [127]mph (207 [205]km/h)
- Combined fuel consumption: 50.4–52.3 [51.4–53.3]mpg (5.4–5.6 [5.3–5.5]l/100 km) // 47.1–48.7 [48.7–50.4]mpg (5.8–6.0 [5.6–5.8]l/100km)
- Combined CO₂ emissions: 125–130 [124–129]g/km // 136–139 [131–134]g/km

BMW 220i Coupé // Convertible

- BMW TwinPower Turbo four-cylinder petrol engine with 184hp (135kW) and 270Nm torque
- Acceleration 0–62mph: [7.2]s // [7.7]s
- Top speed: [143]mph (230km/h) // [140]mph (226km/h)
- Combined fuel consumption: [47.9–48.7]mpg (5.8–5.9l/100 km) // [46.3]mpg (6.1l/100 km)
- Combined CO₂ emissions: [133–135]g/km // [138–140]g/km

BMW 230i Coupé // Convertible

- BMW TwinPower Turbo four-cylinder petrol engine with 252hp (185kW) and 350Nm torque
- Acceleration 0–62mph: [5.6]s // [5.9]s
- Top speed: [155]mph (250km/h) // [155]mph (250km/h)
- Combined fuel consumption: [47.9]mpg (5.9l/100 km) // [45.6]mpg (6.2l/100 km)
- Combined CO₂ emissions: [134]g/km // [142]g/km

BMW M240i Coupé // Convertible

- M Performance TwinPower Turbo six-cylinder in-line petrol engine with 340hp (250kW) and 500Nm torque
- Acceleration 0–62mph: 4.8 [4.6]s // 4.9 [4.7]s
- Top speed: 155 [155]mph (250km/h) // 155 [155]mph (250km/h)
- Combined fuel consumption: 36.2 [39.8]mpg (7.8 [7.1]l/100 km) // 34.0 [38.2]mpg (8.3 [7.4]l/100 km)
- Combined CO₂ emissions: 179 [163]g/km // 189 [169]g/km

BMW 218d Coupé // Convertible

- BMW TwinPower Turbo four-cylinder diesel engine with 150hp (110kW) and 320Nm torque
- Acceleration 0–62mph: 8.4 [8.2]s // 8.9 [8.7]s
- Top speed: 132 [132]mph (213km/h) // 129 [127]mph (208 [205]km/h)
- Combined fuel consumption: 64.2–65.7 [67.3–68.9]mpg (4.3–4.4 [4.1–4.2]l/100 km) // 60.1–61.4 [62.8–64.2]mpg (4.6–4.7 [4.4–4.5]l/100 km)
- Combined CO₂ emissions: 113–116 [108–111]g/km // 122–124 [116–118]g/km

BMW 220d Coupé // Convertible

- BMW TwinPower Turbo four-cylinder diesel engine with 190hp (140kW) and 400Nm torque
- Acceleration 0–62mph: 7.1 [7.0]s // 7.5 [7.4]s
- Top speed: 143 [143]mph (230km/h) // 140 [140]mph (225km/h)
- Combined fuel consumption: 64.2–65.7 [65.7–68.9]mpg (4.3–4.4 [4.1–4.3]l/100 km) // 60.1–61.4 [64.2–65.7]mpg (4.6–4.7 [4.3–4.4]l/100 km)
- Combined CO₂ emissions: 112–115 [109–113]g/km // 121–124 [113–117]g/km

BMW 220d xDrive Coupé

- BMW TwinPower Turbo four-cylinder diesel engine with 190hp (140kW) and 400Nm torque
- Acceleration 0–62mph: [6.9]s
- Top speed: [140]mph (225km/h)
- Combined fuel consumption: [60.1–62.8]mpg (4.5–4.7)l/100km
- Combined CO₂ emissions: [119–124]g/km

BMW 225d Coupé // Convertible

- BMW TwinPower Turbo four-cylinder diesel engine with 224hp (165kW) and 450Nm torque
- Acceleration 0–62mph: [6.2]s // [6.4]s
- Top speed: [151]mph (243km/h) // [146]mph (235km/h)
- Combined fuel consumption: [61.4]mpg (4.6l/100 km) // [57.6]mpg (4.9l/100 km)
- Combined CO₂ emissions: [121]g/km // [128]g/km

¹ Only available in conjunction with additional equipment.

² Available as optional equipment.

Fuel consumption and CO₂ emissions are dependent on chosen wheel/tyre size. The above figures refer to vehicles with standard transmission. Figures in [] refer to vehicles with automatic transmission. For further information on fuel consumption and CO₂ emissions please consult your BMW Retailer.

BMW ConnectedDrive

So connected, you're free.

www.bmw.co.uk/connected

THE NEW BMW 2 SERIES COUPÉ AND CONVERTIBLE – DIGITALLY CONNECTED FOR MORE INFOTAINMENT AND COMFORT.

Innovation and Technology 20 | 21

REGISTERS UP TO **360** DEGREES OF THE VEHICLE'S SURROUNDINGS.

Enjoy the greatest convenience and the highest level of safety with BMW ConnectedDrive. For driving, parking and visibility, the BMW ConnectedDrive driver assistance systems are there when you need them, reliably, in every situation. The most cutting-edge systems, such as radar, ultrasound and cameras, dependably register the vehicle's surroundings, forming the basis for intelligent driver assistance systems. Whether activated when desired, or as emergency assistance in the background – the assistance systems from BMW ConnectedDrive make every drive in your BMW safer and more convenient.

CONNECTED FOR OVER **40** YEARS.

Focused on the future – from the very beginning. By the 1970s, BMW had already made headway in connected mobility. Another milestone of the digital future was surpassed in 1999: vehicles with built-in SIM cards. Then came the first online services, Google Services and innovative driver assistance and display systems such as the BMW Head-up Display. Throughout this process, the desires of the customer have always taken centre stage. As the first premium automobile manufacturer, BMW makes it possible to book and pay for services flexibly via the BMW ConnectedDrive Store, in the vehicle or on a computer at home. With the introduction of BMW Connected and the Open Mobility Cloud, BMW is taking the next steps into the future of mobility.

MORE THAN **20** SERVICES IN THE BMW CONNECTED DRIVE STORE.

ConnectedDrive Services forms the basis for intelligent BMW ConnectedDrive functions, as well as integration of selected smartphone apps. This equipment also provides access to the BMW ConnectedDrive Store, in which services and apps can be easily ordered and extended, any time and anywhere to suit the user's individual requirements – for example, with Concierge Service or Online Entertainment, which turn every drive into a convenient and entertaining experience.

With BMW Connected, in touch **24/7**.

What would it be like if you were never late again? What if your BMW already knew your preferred destinations? How would you like reliable navigation, whether you're sitting in your vehicle or not? BMW Connected provides you with the information you need, when and where you want it. BMW Connected is a personal mobility assistant which facilitates your everyday mobility and aids you in reaching your destinations relaxed and on time. With the BMW Connected app, mobility-relevant information such as recommendations for optimal departure times are available via a smartphone or smartwatch and can be seamlessly transmitted to the car.

BMW CONNECTED DRIVE SERVICES.

BMW Online Services¹ forms the basis for using the BMW Connected personal mobility assistant in the vehicle as well as the intelligent BMW ConnectedDrive functions providing a wide range of information, entertainment and service features. In addition, selected smartphone apps can be used in the vehicle and the BMW ConnectedDrive Store can be accessed.

BMW CONNECTED.

BMW Connected is a personal mobility assistant which facilitates everyday mobility and aids drivers in reaching their destinations relaxed and on time. Mobility-relevant information such as recommendations for optimal departure times are available remotely via iPhone or Apple Watch and can be seamlessly transferred into the car.¹

CONCIERGE SERVICE.

Concierge Service connects the driver to a BMW Call Centre agent at the push of a button. The agent can locate a particular restaurant, the nearest cash dispenser or an emergency pharmacy and send the address details directly to the BMW Navigation System.¹

ONLINE ENTERTAINMENT.

With Online Entertainment, a flat-rate account can be opened with any BMW music partner, such as Napster or Deezer, which can also be used with any other device supported by the provider. That means unlimited access to over 30 million songs.²

¹ Available as optional equipment.

² The use of a flat-rate for music provided by a BMW music partner is dependent on the conditions of the relevant partner. This is free of charge for the period of one year. For more information on each of the current music providers please see www.deezer.com/features or www.napster.co.uk.

SUSPENSION AND SAFETY.

■ Standard equipment □ Optional equipment

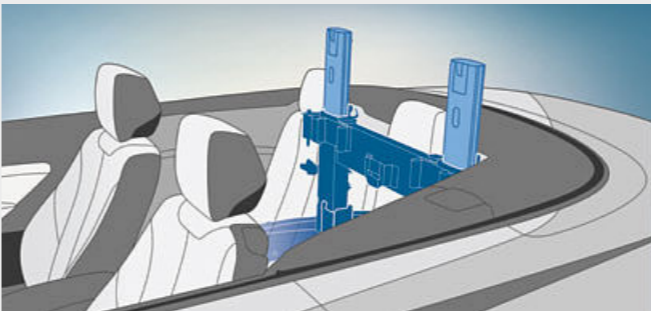


The **rear-wheel drive** forms the basis for classic BMW steering precision, agility and sporty driving characteristics. Seeing as propulsion comes from the rear instead of the front wheels, it enables highly sensitive steering and the ideal weight distribution of 50:50. This ensures great traction and directional stability on bends.

The intelligent **BMW xDrive all-wheel drive system** smoothly and variably distributes drive power to the front and rear wheels for maximum traction, driving dynamics and safety in every driving situation. For even better agility, the electronically controlled power distribution counterbalances over and under-steering on bends, among other things.

An ideal **axle load distribution of 50:50** helps ensure great directional stability, agile handling and a precise steering response. While at the same time, a lower centre of gravity and shorter overhangs further improve driving characteristics.

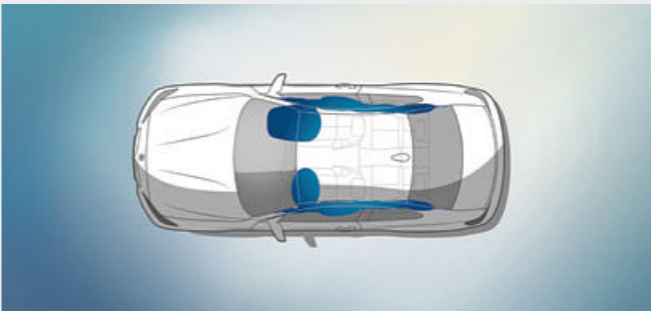
Dynamic Stability Control+ (DSC+) stabilises the vehicle as soon as any skidding motion is detected. Its extended functionality includes Cornering Brake Control (CBC), Hill-start and Brake Assist, brake drying and braking readiness. For even more athletic driving, the Dynamic Traction Control (DTC) function allows increased wheel slip.



■ The **roll-over protection system** in the rear headrests combined with the roll-over bar integrated into the windscreen frame forms the 'passenger compartment'. In case of an accident the protective bars integrated into the headrests extend in fractions of a second to significantly improve head protection should the car turn over – guaranteeing a higher degree of safety.



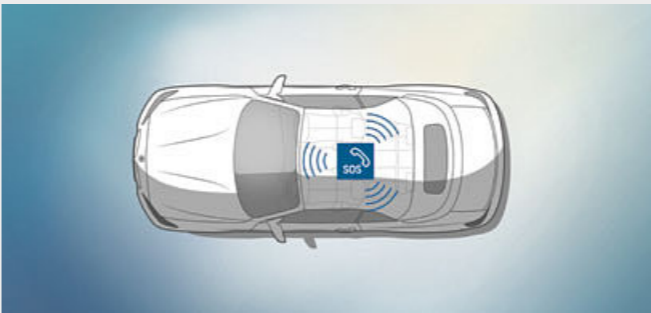
■ The functional structure of the **passenger cell** is composed of a specialised system of beams and nodal connections, featuring strategically deployed high-strength materials which deliver maximum passive safety in the event of front, side and rear collisions.




■ **Airbags** for driver and front passenger are part of the optimally coordinated safety components in a BMW. Overall, six airbags provide targeted protection: including driver and front passenger airbags, airbags for the entire window surface on the side¹, and side airbags integrated into the front seat backrests.



■ **Tyre pressure monitoring** with a three-level warning strategy reads the tyre pressure at all times and automatically warns the driver of any loss of pressure. The system detects the air pressure of each tyre via a sensor and transmits the values wirelessly to a control unit. So Tyre pressure monitoring is capable of displaying both slow and rapid loss of air pressure.



■ **BMW Emergency Call service** automatically establishes a connection with the local emergency services without the use of a mobile phone. It transmits information regarding the vehicle's current location and the severity of the accident. BMW Emergency Call can also be triggered manually in case other road users require help, for example.



□ **BMW Icon Adaptive LED Headlights** with full LED technology include integrated LED turn indicators, low and high beam, as well as daytime running lights for safety and optimal illumination of the road. High-beam Assistant and Adaptive Headlights with automatic adjustment significantly enhance visibility in the dark – for relaxed driving, almost like during the day.

¹ Only available for the BMW 2 Series Convertible.

Discover even more with the new BMW Brochures app. Available now, for your smartphone and tablet.



Selected SE model equipment features:

- 17" light alloy Y-spoke style 380 wheels with run-flat tyres
- Air conditioning, single-zone automatic
- Bluetooth hands-free facility with USB audio interface and audio streaming
- BMW ConnectedDrive Services comprising:
 - BMW Emergency Call
 - BMW Navigation System
 - BMW Online Services
 - BMW TeleServices
 - Real Time Traffic Information (RTTI)
- BMW Professional radio with single CD player (with MP3 playback capability)
- Interior trim, Satin Silver
- LED foglights, front
- LED headlights
- LED rear light bars
- Park Distance Control (PDC), rear
- Sport multi-function leather steering wheel, Black with Speed limiting function



■ 17" light alloy Y-spoke style 380 wheels, Reflex Silver, 7J x 17 with 205/50 R17 tyres.



■ All the controls in the driver-oriented cockpit follow an intuitive layout. The single-zone automatic air conditioning system with microfilter and air recirculation ensures pleasant conditions in the interior.



■ The standard seats with Move cloth upholstery in Anthracite provide multiple adjustment options for an ideal seat position.

SPORT.

Discover even more with the new BMW Brochures app. Available now, for your smartphone and tablet.



■ The Sport model's dynamic interior ambience is underscored by the High-gloss Black interior trim with Coral Red finisher.

Sport model exterior equipment:

- 17" light alloy Double-spoke style 725 wheels with run-flat tyres
- Exhaust tailpipe, Dark Chrome – dual, round, left (220i/220d)
- Front air inlet with High-gloss Black finisher
- Kidney grille with extra-wide High-gloss Black vertical slats
- Rear bumper with High-gloss Black finisher

Sport model interior equipment:

- Ambient lighting, switchable BMW Classic Orange/Cold White LED
- Door sill finishers with BMW designation, front
- Drive Performance Control with ECO PRO. Comfort, Sport and Sport+ modes
- Interior trim, High-gloss Black with Coral Red finisher
- Sport seats, driver and front passenger
- Sport multi-function leather steering wheel, Black with Red stitching and Speed limiting function
- Remote control with integrated key and inset in Red
- Sport instrument cluster
- Welcome light using LED technology

■ Standard equipment □ Optional equipment



□ The sport seats in optional Black Dakota leather with Red highlight perfectly match the Sport model design.



■ 17" light alloy Double-spoke style 725 Orbit Grey, 7.5J x 17 with 225/45 R17 tyres.



□ 18" light alloy Double-spoke style 384, Orbit Grey, front 7.5J x 18 with 225/40 R18, rear 8J x 18 with 245/35 R18 tyres.

M SPORT.

Discover even more with the new BMW Brochures app. Available now, for your smartphone and tablet.

■ Standard equipment □ Optional equipment



■ In the interior of the new BMW 2 Series Coupé, the M Sport leather steering wheel with M emblem and the optional Aluminium Hexagon interior trim with High-gloss Black finisher underscore the vehicle's sporting credentials.



■ The sport seats upholstered in Hexagon cloth/Alcantara Anthracite also feature Estoril Blue contrast stitching. These seats offer the driver and front passenger optimal support.

M Sport model exterior equipment:

- 18" light alloy M Star-spoke style 461 M Ferric Grey wheels with run-flat tyres
- Door sill finishers with M designation
- Exhaust tailpipe, Chrome – dual, round, left (220i / 230i / 220d / 225d)
- Exterior trim, High-gloss Shadowline
- Kidney grille, Chrome with eight extra-wide High-gloss Black vertical slatss
- M aerodynamic bodystyling
- M designation in Chrome on left and right front wings
- M Sport suspension

M Sport model interior equipment:

- Ambient lighting – switchable
- Drive Performance Control with ECO PRO, Comfort, Sport and Sport+ modes
- Full Black panel display
- Gearshift lever with M designation, short-shift (Manual transmission only)
- Headlining, Anthracite (Coupé only)
- Hexagon cloth/Alcantara upholstery, Anthracite
- Instrument panel with decorative stitching line
- Interior trim, Aluminium Hexagon with Estoril Blue finisher
- M Sport multi-function leather steering wheel, finished in Nappa leather with Speed limiting function
- Remote control with integrated key, with inset in Blue
- Sport instrument cluster with differentiated dial design featuring finer chrono-scaling
- Sport seats, driver and front passenger
- Welcome light using LED technology



■ 18" M light alloy Double-spoke style 461 M wheels, Ferric Grey, front 7.5J x 18 with 225/40 R18 tyres, rear 8J x 18 with 245/35 R18 tyres.



□ 18" M light alloy Double-spoke style 719 M wheels, Bicolour Jet Black, front 7.5J x 18 with 225/40 R18, rear 8J x 18 with 245/35 R18 run-flat tyres.



■ When the front doors are opened, one's eyes are automatically drawn towards the M door sill finishers made of aluminium.


BMW M PERFORMANCE.

The new BMW M240i.

Impressive driving dynamics and a genuine motorsport feel are hallmarks of an M Performance vehicle like the M240i. With its unmistakably athletic sound, the car's BMW M Performance TwinPower Turbo six-cylinder in-line petrol engine is engineered to delight. With a breathtaking output of 340hp (250kW), it is just the thing for anybody who ever dared to dream of more performance. Its optimised cooling system is well up to the task of dealing with its heightened performance. Low-set M Sport suspension with individual M240i set up, Variable Sport steering and M Sport brakes combine to masterfully transmit power to the road. Short-throw gearshifts with manual transmission transform quick gear changes into a thrilling experience. While the M aerodynamic bodystyling offers an excellent visual interpretation of the vehicle's athletic pedigree. This includes a front apron with larger air inlets, special side skirts and a rear apron with a diffuser insert. The twin round tailpipes are finished in Dark Chrome. The M240i features 18" light alloy wheels in an exclusive M Double-spoke design. In the interior, driver and front-seat passenger enjoy Sport seats that offer outstanding lateral support. The easy-grip M multi-function steering wheel is finished in Nappa leather. Interior trim finishers offer a tantalising visual foretaste of the vehicle's athletic potential.



M PERFORMANCE



Aerodynamic bodystyling refines the vehicle aerodynamics even further and includes a front apron with larger air inlets, special side skirts and a rear apron with a diffuser insert in addition the exhaust tailpipes are finished in Dark Chrome.



The instrument cluster with chronoscales and Info Display provides a clear overview of all relevant information while at the same time making you anticipate the drive, with M240i lettering that lights up when you start the M Performance vehicle.

EQUIPMENT HIGHLIGHTS.

Discover even more with the new BMW Brochures app. Available now, for your smartphone and tablet.

■ Standard equipment □ Optional equipment



□ BMW Icon Adaptive LED Headlights with full LED technology include integrated LED turn indicators, low and high beam, as well as daytime running lights for safety and optimal illumination of the road. High-beam Assistant and Adaptive Headlights with automatic adjustment significantly enhance visibility in the dark – for relaxed driving, almost like during the day.



■ From the daytime running lights to low and high beams, all of the functions in the LED Headlights have a longer lifespan and save more energy thanks to LED technology. The dynamic headlights feature automatic light range regulation, increased visibility at night and in bad weather thanks to excellent illumination with a light colour similar to daylight.



□ The light generated by the LED foglights is very similar to daylight and enables the driver to see better and drive more safely in inclement weather.



□ Chromeline exterior trim features front and rear side window strips in Chrome and B-pillars in High-gloss Black. This lends the outside of the vehicle a highly sophisticated appearance.



□ The electric glass sunroof with slide and lift function including sun protection, anti-trap protection, comfort opening and closing via remote control and one-touch function allows you to regulate the air flow rate according to your preference to create a pleasant interior climate. The integrated, automatically extending wind deflector guarantees a high level of acoustic comfort.²



□ The wind deflector provides the driver and front passenger with effective protection from draughts at neck and shoulder-height, even when travelling at high speeds. When it is not needed, the collapsible sides can simply be folded together for easy and compact storage.³



□ Comfort Access allows passengers to enter the car via the front doors without having to actively use the key. The key must simply be nearby, in the driver's trouser pocket for example. To unlock the doors, it is only necessary to touch the handles.



□ The mirror caps are painted High-gloss Black instead of in the body colour. They emphasise the car's athletic look and create an individual appearance.¹



□ The tow bar with removable head allows a trailer to be pulled. It also features trailer stability control.



■ The Convertible softtop considerably reduces the noise level in the interior and also provides outstanding insulation against the cold. No matter whether seen from the inside or outside, its high-quality look is a real headturner. The softtop can even be opened or closed fully automatically at speeds of up to 30mph.

¹ Only available for Sport models.
² Only available for Coupé models.
³ Only available for Convertible models.

EQUIPMENT HIGHLIGHTS.

Discover even more with the new BMW Brochures app. Available now, for your smartphone and tablet.

■ Standard equipment □ Optional equipment



□ Active Cruise Control with Stop&Go function¹ maintains a preselected speed, as well as the distance to the vehicle ahead.



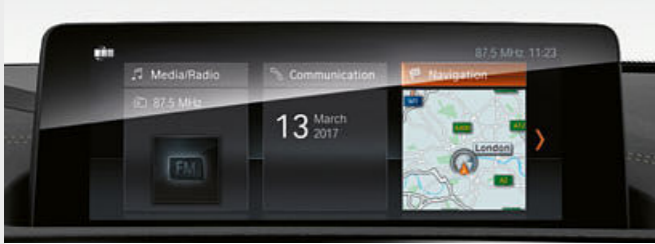
□ The Sport seats for driver and front passenger provide optimum lateral support with their raised side bolsters and manually adjustable thigh support. The fore-and-aft position and seat angle can be manually adjusted, while the backrest width can be adjusted electrically. (Standard on Sport, M Sport and M240i models).



□ A Smartphone holder within the centre console features inductive charging for compatible mobile telephones (using Qi wireless charging² format) and connection to the vehicle's external aerial. Includes LED charge level indicator and forgotten mobile phone warning. A roof aerial connection improves mobile reception. Two mobile telephones and an audio player can be connected simultaneously via Bluetooth. Also included are: Bluetooth Office and the technical capacity for a WiFi hotspot.



□ The through-loading system features an approx. 30 x 20 cm through-loading section for the rear seat backrest and guarantees greater flexibility when transporting people and objects. For example, two passengers can be seated comfortably in the rear, while long objects such as ski and snowboard bags can be transported at the same time.³



□ The BMW Professional Multimedia Navigation system, including USB interface, 8,8" LCD colour display and BMW Professional radio with a DVD player, comes with a three-dimensional map display and 20GB of memory. The system is operated intuitively via the iDrive Touch Controller or touch screen. Map updates are available for three years without license fees.



□ Full Black panel display with integrated graphic visualisation of navigation instructions and other features.



■ The multi-function buttons for the steering wheel can be used to operate the telephone, voice control and audio functions as well as the speed limiting function.



□ The eight speed Sport automatic transmission offers incredibly sporty gear changes. Whether automatic or manual using gearshift paddles or gear lever.



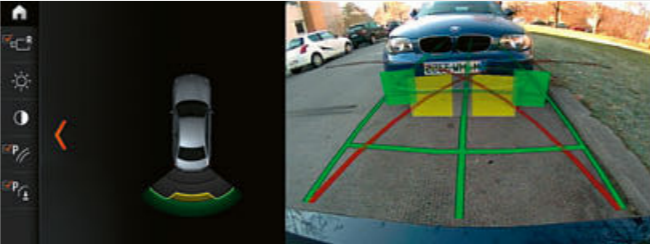
□ Loudspeaker system – harman/kardon with external 360 watt amplifier in the luggage compartment consists of 12 speakers including two central subwoofers.



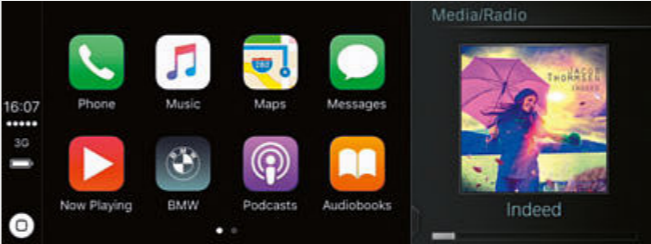
□ The air conditioning, automatic with two-zone or automatic temperature control features separate controls for the driver and front passenger. It includes rear air vents, Automatic Air Recirculation (AAR), an active carbon filter, fogging and solar sensors, as well as automatic day/night adjustment in the display from white to orange.



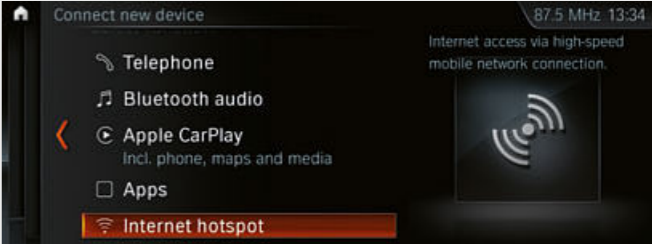
□ Park Assist makes parking simple. The system works by measuring potential parking spaces while driving past at a low speed. When a suitable space has been found, the Park Assist takes over the steering, while the driver is responsible for selecting the correct gear, as well as pressing the accelerator and brakes.



□ The Reversing Assist camera enables improved orientation when reversing at speeds below 10mph, for example, when parking. It shows the area behind the car on the Control Display. Interactive track lines for measuring distance and turning circles assist the driver when manoeuvring, obstacles are marked in colour.



□ Enables wireless and comfortable usage of your iPhone® in your vehicle via Apple CarPlay®, operated seamlessly via the vehicle's user interface. This allows iPhone® content, along with functions such as music, iMessages/text messages, telephony, Siri, navigation and selected third-party apps to be displayed and operated via the vehicle's user interface and via Voice Control.⁴



□ Enables connection of up to ten mobile devices to the internet via the in-built SIM (depending on local LTE availability). Subject to cost, data plans can be purchased via the mobile network operator when connected to the vehicle.

¹ Only available in conjunction with Automatic transmission.
² For Smartphones without an inductive charging function, special charging cases are available to purchase via BMW Parts and Accessories. Extended functionality may depend on the features of the Bluetooth / USB device in use. For confirmation, please check the Bluetooth Compatibility Checker on www.bmw.co.uk.

³ Through-loading hatch only available for the Convertible, Coupé model includes 40:20:40-folding rear seats.

⁴ Compatibility with Apple CarPlay® and the range of functions of an iPhone® depends on the model year of the iPhone® and software installed. This information is available from mobile phone manufacturers. Whenever Preparation for Apple CarPlay® is used, selected vehicle data is transferred to the iPhone. The mobile phone manufacturer is responsible for further data processing.

EXTERIOR COLOURS.

Discover even more with the new BMW Brochures app. Available now, for your smartphone and tablet.


■ Standard equipment □ Optional equipment



■ **Non-metallic** 668 Jet Black¹



■ **Non-metallic** 300 Alpine White




□ **Metallic** 475 Black Sapphire



□ **Metallic** A96 Mineral White



□ **Metallic** A83 Glacier Silver¹




□ **Metallic** C1X Sunset Orange



□ **Metallic** B53 Sparkling Brown¹



□ **Metallic** C10 Mediterranean Blue¹




□ **Metallic** B39 Mineral Grey

M SPORT.



□ **Metallic** A75 Melbourne Red



□ **Metallic** C1R Seaside Blue¹



□ **Metallic** B45 Estoril Blue²

[Colours] The colours printed above are intended to provide you with a first impression of paints and materials available for your BMW. Experience has shown, however, that printed images of paint, upholstery and interior trim colours cannot faithfully reproduce the actual

appearance of the originals. We recommend therefore that you consult your BMW Retailer who will be able to show you original samples and assist with any requests.

¹ Only available for SE and Sport models.

² Only available for M Sport models.

INTERIOR COLOURS.

Discover even more with the new BMW Brochures app. Available now, for your smartphone and tablet.

■ Standard equipment □ Optional equipment

CLOTH

Available with

■ SE

Move cloth
BDAT Anthracite

■ Sport

Corner cloth
CCL1 Anthracite
with Grey highlight

■ Sport

Corner cloth
CCL2 Anthracite
with Red highlight

CLOTH/LEATHER COMBINATION

Available with

■ M Sport

**Hexagon cloth/
Alcantara
upholstery**
HAAT Anthracite
with Blue Hexagonal
highlight

LEATHER

Available with

□ SE
□ Sport
□ M Sport
■ M240i

Dakota leather
LCSW Black/
Black interior world

□ SE
□ Sport
□ M Sport
■ M240i

Dakota leather
LCOM Oyster
with Dark Oyster
highlight/
Black interior colour

□ Sport
□ M Sport
■ M240i

Dakota leather
LCL5 Coral Red
with Black highlight/
Black interior world

□ Sport

Dakota leather
LCL3 Black with
Red highlight/Black
interior world

□ SE¹
□ Sport
□ M Sport
■ M240i

Dakota leather
LCRY Cognac with
Brown highlight/
Black interior world

INTERIOR TRIMS

Available with

□ SE
□ Sport

4CG Satin Silver

□ Sport
□ M Sport
□ M240i

4LU Black
High-gloss with
Pearl Chrome
highlight

■ Sport

4LV Black,
High-gloss with
Coral Red finisher

□ SE
■ Luxury
□ Sport
■ M Sport

4FT Brushed
Aluminium with
Black, High-gloss
finisher

□ SE
■ Sport

4GG Dark Pearl
with Pearl Chrome
finisher

□ SE
□ Sport
□ M Sport
□ M240i

4LS Brushed
Aluminium with
Pearl Chrome
finisher

□ M Sport
□ M240i

4WG Aluminium
Hexagon with Black,
High-gloss finisher

■ M Sport

4WF Aluminium
Hexagon with
Estoril Blue finisher

INTERIOR TRIMS

Available with

□ SE
□ Sport

4F9 Finline
Pure wood with
Pearl Chrome
finisher

□ SE
□ Sport
□ M Sport
□ M240i

4LR Finline
Stream wood with
Pearl Chrome
finisher

INTERIOR COLOUR

Available with

■ SE
■ Sport
■ M Sport
■ M240i

Black

SOFT TOP COLOURS

Available with

■ SE
■ Sport
■ M Sport
■ M240i

388 Black¹

□ SE
□ Sport
□ M Sport
□ M240i

3YA Anthracite
Silver fleck¹

□ SE
□ Sport
□ M Sport
□ M240i

3YF Mocha
Silver fleck¹

Please note that even normal long- or short-term use can lead to unrecoverable upholstery damage. This can be caused in particular by non-colourfast clothing.

Please note that the interior colour depends on the selected upholstery colour.

¹ Only available on Convertible models.

WHEELS AND TYRES.

Discover even more with the new BMW Brochures app. Available now, for your smartphone and tablet.



□ 18" light alloy Double-spoke style 385 wheels, front 7.5J x 18 with 225/40 R18, rear 8J x 18 with 245/35 R18 run-flat tyres. (Optional for SE and Sport models).



□ 17" light alloy Double-spoke style 655 wheels, 7.5J x 17 with 225/45 R17 tyres. (Optional for SE and Sport models).



□ 18" light alloy Double-spoke style 384, Orbit Grey, front 7.5J x 18 with 225/40 R18, rear 8J x 18 with 245/35 R18 tyres. (Optional for Sport models).



□ 18" M light alloy wheels Double-spoke style 719 M, Bicolour Jet Black, front 7.5J x 18 with 225/40 R18, rear 8J x 18 with 245/35 R18 run-flat tyres. (Optional for M Sport models).



■ 17" light alloy Y-spoke style 380 wheels, Reflex Silver, 7J x 17 with 205/50 R17 tyres. (Standard for SE models).



■ 18" M light alloy Double-spoke style 436 M wheels, Ferric Grey, front 7.5J x 18 with 225/40 R18, rear 8J x 18 with 245/35 R18 tyres. (Standard for M240i models).



□ 18" M light alloy wheels Double-spoke style 719 M, Jet Black, front 7.5J x 18 with 225/40 R18, rear 8J x 18 with 245/35 R18 run-flat tyres. (Optional for M Sport models).

GENUINE BMW ACCESSORIES.

■ Standard equipment □ Optional equipment ○ Accessories



○ The Rear Bike Carrier Pro 2.0 is lightweight yet sturdy and can carry up to 60kg. Exceptionally easy to use, it carries two bicycles or e-bikes. Its tilt function also allows easy access to the luggage compartment at all times.

The lockable Racing Bike Carrier enables the secure transport of racing bicycles with quick-release clamps. It is made of high-strength aluminium and features a simple clamping system for attaching bicycles. A separate front wheel holder is also available.



○ BMW M Performance, 19" light alloy Double-spoke style 405 M wheels.



○ BMW M Performance Kidney Grilles in Black ensure the car stands out from the crowd.



○ The Black All-weather Floor Mats ensure precisely fitting protection against damp, dirt and waterlogging in the footwells.



○ The Travel & Comfort System Coat Hanger slots into the separately available base (required) and can also be used outside the vehicle.



○ When the doors are opened, the LED Door Projectors project one of a choice of four graphics on the ground adjacent to the vehicle, for perfect illumination of the entry area.



○ Anti-slip, water-resistant, durable Luggage Mat for protecting the luggage compartment from dirt and moisture.

BMW M240i COUPÉ:

BMW TwinPower Turbo six-cylinder in-line petrol engine, 340hp (250kW), 18" M light alloy Double-spoke style 719 M Jet Black wheels with run-flat tyres, Sunset Orange metallic paint, Dakota leather seats in Black, Aluminium Hexagon interior trim with High-gloss Black finisher.

BMW 220i SPORT CONVERTIBLE:

BMW TwinPower Turbo four-cylinder petrol engine, 184hp (135kW), 17" light alloy Star-spoke style 379 wheels with run-flat tyres, Seaside Blue metallic paint, Cognac Dakota leather seats with Brown highlight, Fineline Stream fine-wood interior trim with Pearl Chrome finisher.

The models illustrated in this catalogue show the equipment and configuration options (standard and optional) for vehicles produced by BMW AG for the German market. Alterations in standard and optional equipment and the configurations available for the different models, as described in this brochure, may differ at the time of printing, or according to the specific requirements of other markets. Your local BMW Retailer is available to provide further details. Subject to alteration in design and equipment. Part number 95 38 1 005 012. December 2017.

© BMW AG, Munich, Germany. Reproduction, even in part, only with the written approval of BMW AG, Munich.

4 11 002 039 21 1 2017 BM. Printed in Germany 2017.

