

Ford

TRANSIT CUSTOM



Go Further



Visionary. Ingenious. Remarkable.
Every vehicle bears his signature.

Henry Ford





Compact? That's an optical illusion.

Optimised loadspace

With cargo space ranging from 6.0 cubic metres in the L1 H1 (short wheelbase, low roof) to 8.3 cubic metres in the L2 H2 (long wheelbase, high roof), with a full bulkhead, plus the ability to load three Europallets on the floor, the Transit Custom is as practical as it is stylish.

A flip-up panel in the bulkhead allows load-through access to the underseat storage area (dual passenger seat only), allowing items such as pipes and ladders of up to 3.4 metres* in length to be transported securely.

*Items of up to 3.0 metres can be carried in the L1 (short wheelbase).



A small detail goes a long way. 3.4 metres to be precise.

The Transit Custom L2 (long wheelbase) can carry a range of 3.4 metre long items, thanks to its clever load-through bulkhead. (Standard with dual passenger seat) The flat load floor and near vertical walls help you make the most of all that space. A tough vinyl load floor liner provides a highly durable surface that's easy to clean after the work is done. (Easy To Clean Load Floor is standard on Trend, Limited and Sport (vans only), option on Base (vans only))

Optimised loadspace

There's no compromise in the most vital consideration for your work: maximising your loadspace and the ease with which you can use it.

- From 6.0 to 8.3 cubic metres of space (L1 H1 to L2 H2)
- Full-height DIN/ISO compliant bulkhead (standard)
- 3 Europallet capability
- 3.4 metre load length with load-through bulkhead (3.0 m in L1).
- Up to 1,778mm load height (H2)
- Side-mounted DIN/ISO compliant cargo tie-down points
- Full-height or half-height hardboard lining
- Easy To Clean Load Floor (Van only)





Load access made easy.

With low side and rear load heights, a pallet-sized sliding door on both the driver (option) and passenger sides, plus wide opening rear doors with 180° hinges*, Transit Custom lets you make the most of all that space. Fitted interior lights (two in L1, four in L2) provide superior loadspace visibility, while super-bright LED lighting** is offered with four high-output lights providing superior illumination of the interior for a more comfortable working environment. (Option)

- Unique rear door check arms can be locked open at 90°
- Low rear step-in height to load area
- LED loadspace lighting (option)**
- Reflective decals on rear door edges
- Dual sliding side load doors (option)
- Second-row glazing on side load doors (option on Van)

*Kombi M1 rear doors open to 90° only.
**Not available on Kombi.

Transit Custom's low rear load height makes getting things in and out as easy as possible.



The roof rack system...

...that's there when you need it.

Transit Custom is available with an ingenious roof rack system that folds away flat when not in use to improve fuel economy and reduce wind noise, versus conventional roof racks. Capable of carrying loads of up to 130 kg (80 kg on Sport), the roof rack features a load stop and integrated T-slots that are compatible with standard roof rack accessories to maximise its capability and usability. (Option and accessory on H1 models only)





Designed for business, built for hard work.

Ford Transit Custom's all-new 2.0-litre Ford EcoBlue is a completely new generation of advanced, high-performance diesel engines. More powerful, cleaner, refined and extremely efficient with low running costs[†], Ford EcoBlue diesels build on the industry-leading performance and technology of our award-winning Ford EcoBoost petrol engines.

Key benefits include

- Fuel consumption and CO₂ emissions reduced by up to 13 per cent[†]
- Improved performance with low-rpm torque increased by 20 per cent[†]
- Computer-optimised engine design for minimum noise and vibration
- Lower nitrogen oxide (NO_x) emissions in line with Euro6 standards

New from the ground up, the all-new Ford EcoBlue diesel engine enhances fuel efficiency by up to 13 per cent compared with the previous 2.2-litre TDCi engine, with fuel consumption from 46.3 mpg (6.1 L/100 km) and CO₂ emissions from 157 g/km*, while delivering significant improvements in low-rpm torque for enhanced driveability.

Each engine in the range – 105 PS, 130 PS and 170 PS – uses state-of-the-art design, including low friction technologies, ultra-high pressure fuel injection and the latest turbocharger and combustion technology to deliver low NO_x emissions in line with stringent Euro6 standards. What's more, the new engine also benefits from up to 2-year/36,000 mile (whichever comes first) variable service intervals to help further reduce the cost of ownership.

[†]Comparison made to the previous 2.2L Duratorq TDCi EU Stage 5 engine for the prior model engine.
^{*}105 PS NI, MI from 162 g/km. NEDC test figures.

**55% less
NO_x than
the previous
standard.**

Greater performance, fewer emissions.

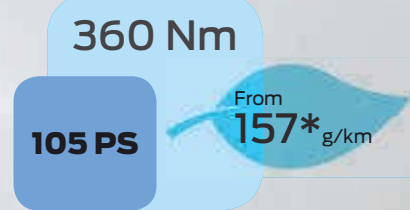
Transit Custom's all-new 2.0-litre Ford EcoBlue diesel engines comply with the Euro6 emissions standard, which specify a 55% reduction in nitrogen oxide emissions (NO_x) versus the Euro5 emissions standard. A Selective Catalytic Reduction (SCR) system uses AdBlue®, a urea/water-based fluid to convert NO_x emissions in the exhaust gas into nitrogen and water. A particulate filter then reduces more than 99% of emitted solid particulates from the vehicle's exhaust.

Choose the engine that's right for you.

More torque. More pulling power.

With more peak power and torque, and up to 20% more low-end torque than the equivalent prior-generation engine, each of the 2.0-litre Ford EcoBlue engines provides excellent performance, both in terms of fuel economy and flexibility. A choice of three power and torque outputs means there's an engine to suit the demands of every job.

*Comparison made to the previous 2.2L Duratorq TDCI EU Stage 5 engine for the prior model.

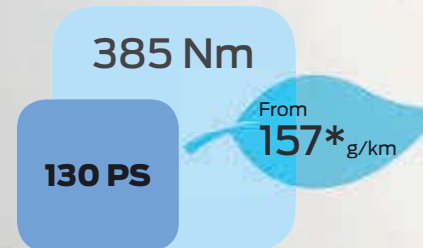


More efficient†

All-new 2.0L Ford EcoBlue 105 PS

Engineered to meet Euro6 emissions standards, Transit Custom's all-new 2.0-litre Ford EcoBlue 105 PS (77 kW)/360 Nm diesel engine combines outstanding fuel efficiency (from as low as 46.3 mpg* (6.1 L/100 km*) combined) with excellent driveability and refinement. Its state-of-the-art design helps to keep running costs down without compromising on payload or performance.

*NEDC test figures

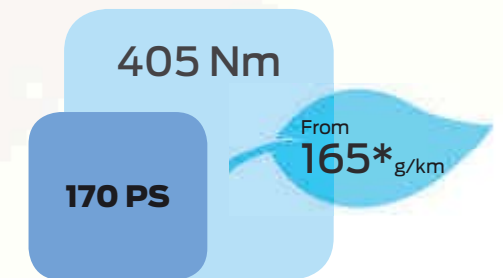


More flexible†

All-new 2.0L Ford EcoBlue 130 PS

The all-new 2.0-litre Ford EcoBlue 130 PS (96 kW)/385 Nm Euro6 diesel engine strikes a performance balance. It delivers extra power and torque necessary to enhance Gross Train Mass (GTM) and braked trailer plate without compromising emissions.

*NEDC test figures



More powerful†

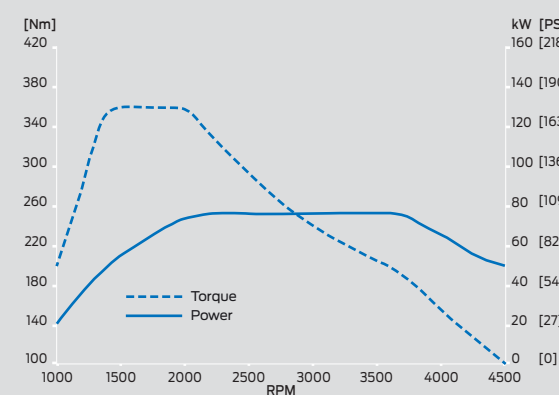
All-new 2.0L Ford EcoBlue 170 PS

The outstanding all-new 2.0-litre Ford EcoBlue 170 PS (125 kW) Euro6 diesel engine develops an extraordinary 405 Nm of torque. As the most powerful engine in the range, its hard-working character makes it the ideal choice for moving heavy loads and towing, while still delivering outstanding fuel efficiency (from as low as 44.1 mpg* (6.4 L/100 km*))

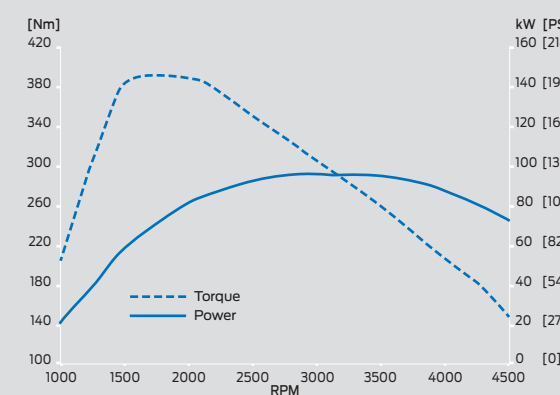
*NEDC test figures



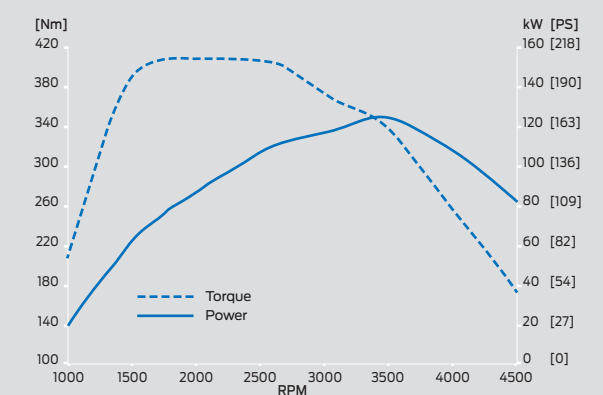
105 PS (77 kW) all-new 2.0L Ford EcoBlue



130 PS (96 kW) all-new 2.0L Ford EcoBlue



170 PS (125 kW) all-new 2.0L Ford EcoBlue





The sum of the parts adds up to less cost.

Quality and durability are built into the Transit Custom at every step. After many years of service it will feel as good – and drive as beautifully – as it did the day you first received it.

New extended service intervals of up to 36,000 miles (or two years, with one year safety check) further reduce your running costs.

Auto-Start-Stop helps to maximise your fuel efficiency. (Standard on M1 models, option on other models)

Acceleration Control is a unique engine calibration designed to limit acceleration and help reduce fuel consumption when the vehicle is lightly laden. (Option)

Engine oil monitor warning light will illuminate if the condition of the engine oil deteriorates between services.

High-mounted light units are located above the bumper line, to help keep them out of harm's way.

Brake pad wear sensors warn when the pads are due for renewal.

Fuel filter sensor warns of water ingress or a blockage of the fuel system.

Side repeater lights are positioned on the inner edge of the door mirror to minimise accidental damage. When folded, the mirrors reduce vehicle width by 190 mm.

Ford Easy-Fuel capless refuelling system – a unique safeguard ensures that nobody can accidentally fill up with the wrong fuel. Plus, no dirty fuel caps to touch. (Standard)

12-year perforation warranty provides reassurance against perforation of the bodywork from the inside of the panel.

Multi-piece rear bumper design helps to keep repair costs low.

When there's no time to think, Transit Custom's already reacted.

Using radar and a camera,

Pre-Collision Assist⁰² keeps a watchful eye on the road ahead. The system is designed to detect other vehicles and can alert you to a potential collision. If you don't respond to the system's warning signals, **Active Braking**⁰² pre-charges the braking system and can automatically apply the brakes to help avoid or reduce the effect of any impact. (Option)



⁰¹Uses sensors.

^{*}Operates at speeds over 40 mph on multi-lane roads with clearly visible lane markings.

²¹Driver assistance feature.



Adaptive Cruise Control⁰²

Set your desired speed and Adaptive Cruise Control maintains a pre-set distance from the vehicle in front. If the sensors detect traffic slowing ahead, your vehicle automatically slows down. When traffic has cleared, your vehicle accelerates back to the pre-selected speed. (Option)

Lane-Keeping Alert^{02,21}

Can recognise when you approach lane markings without using the indicator and alert you with vibrations through the steering wheel. (Standard on Sport Van. Optional on Base and as part of a pack on Trend and Limited)



Technology for more relaxed driving.

Traffic Sign Recognition¹ is designed to automatically read standard format road-speed signs and display the posted speed limit in the instrument cluster. (Standard with Adaptive Cruise Control)

Transit Custom's **Cruise Control²** makes even the longest drive a relaxed affair. Simply set your desired speed and the system will maintain the pace until it's deactivated via a button on the steering wheel or by pressing the clutch or brake pedal.

Adjustable Speed Limiter² lets you set a maximum speed anywhere between 15 mph and 70 mph, and prevents you from inadvertently accelerating above your desired speed. (Standard on Trend, Limited and Sport, option on Base)

¹Uses sensors.

²Driver assistance feature.

Driver Alert²

Designed to warn you if the system detects driving behaviour that indicates a drop in alertness levels. Initially, a warning icon is displayed in the instrument cluster, followed by a warning chime if driving alertness further declines. (Standard with Lane Keeping Alert)

SelectShift automatic transmission

Transit Custom's six-speed SelectShift automatic transmission delivers a smooth, relaxing driving experience, especially in busy stop-start traffic. The transmission allows you to change gear manually if you prefer, using the facia-mounted gearshift. And provides the ability to lockout gears in more challenging driving conditions, e.g. on slippery surfaces or steep gradients. (Option on selected models)





Bodystyles to match your needs.

Transit Custom can be configured to match the precise needs of your job. With a choice of bodystyles – Van, Double Cab-in-Van and Kombi – two wheelbases and body lengths, two roof heights and a range of engine, transmission and payload options, there's a Transit Custom that's perfect for your business needs.

Projector-style headlights with static cornering lights

When you turn the steering wheel beyond 30 degrees, cornering lights illuminate the appropriate side of the road for extra visibility at night. Operates at speeds up to 20 mph. (Standard on Trend, Limited and Sport not available on Base)



Whatever you're carrying,

Able to carry up to nine people, there's room and comfort to spare in the Transit Custom Kombi. Second- and third-row seats welcome your passengers, while the durable load area provides plenty of space for your cargo-carrying needs.

Rear air conditioning

For a more comfortable travel experience, Transit Custom Kombi is available with a separate air conditioning system for the rear passenger compartment. Each row of seats is provided with two foot-level heating outlets, operated from the system's own rotary controls. (Option on Kombi only)



Model shown is a Transit Custom Base Kombi L1 (short wheelbase) HI (low roof) in Race Red solid body colour.



Transit Custom takes care of it.

Versatility comes as standard in the dual-purpose Transit Custom Kombi. Transport passengers to the work site at the start of the day. Then fold or remove the seats as you wish to carry tools or equipment.

Passenger comfort

Smart and comfortable rear seats provide excellent support and comfort, even on longer journeys. ISOFIX child seat attachment points are also available in selected seat positions.



Flexible rear seats

When not in use, each seatback can fold forward to create a flat workspace. The whole seat can fold forward again to take up minimal space. For more room, each seat can be removed. (Delete 3rd or 2nd and 3rd row seat option available)

For moving people, goods or a combination of both, Transit Custom Kombi is the one to beat. With over 30 different seating and loadspace configurations possible, it's ready, willing and able to help you get the job done.





Smart technology.

Transit Custom is available with a wealth of safety and driver assistance features to help make your working day both safer and easier.

Side Wind Stabilisation⁽¹⁾

Helps the driver to stay in lane in strong, gusty conditions by using the ESC system to sense when the vehicle is being affected by crosswinds (Standard)

Traction Control⁽¹⁾

If wheel slip is detected at low speed, this system can distribute more torque to the wheel with most traction. (Standard)

Emergency Brake Assist⁽²⁾

Designed to recognise an emergency braking situation and increase the pressure within the braking system to provide extra stopping power. (Standard)

Roll Stability Control⁽¹⁾

Ford's unique roll-rate sensor helps the Roll Stability Control system to keep the tyres grounded under conditions of high centre of gravity and when driving through off-camber turns. (Standard)

Electronic Stability Control (ESC)⁽¹⁾

Designed to help you maintain control in extreme driving conditions. It senses when you are deviating from your chosen line and aims to keep you on track by automatically regulating braking and engine output. (Standard)

Impressive towing ability

With up to 2,800 kg** maximum towing capacity, Transit Custom offers impressive pulling power along with a range of safety features to help keep you and your trailer secure. (Commercial users may need a digital tachograph)

Trailer Sway Control⁽¹⁾

Designed to detect when trailer sway occurs and to help counteract it to bring the trailer under control. (Standard, but activated with optional Ford trailer tow attachment)

Hill Start Assist⁽²⁾

Designed to temporarily prevent you from rolling down a slope when you move your foot from the brake pedal to the accelerator pedal. It works in forward and reverse gears, so is ideal for towing and pulling heavy loads. (Standard)

Side curtain airbags⁽¹⁾

Designed to help protect the driver and passenger from injury. (Option)

Load Adaptive Control⁽¹⁾

Part of Transit Custom's Electronic Stability Control (ESC), Load Adaptive Control identifies changes in the vehicle's mass and centre of gravity, and adapts the safety systems to optimise braking effectiveness, traction and stability. (Standard)

Auto-Start-Stop

When your vehicle is idling at a standstill, the engine can automatically shut down to save fuel. When you want to drive off, the engine immediately restarts. (Standard on Kombi M1, and vehicles specified with automatic transmission, option on other models)



⁽¹⁾Uses sensors.

⁽²⁾Maximum towing capacity on L2 series. ⁽¹⁾Safety feature. ⁽²⁾Driver assistance feature.

Van
Short wheelbase (L1)

Standard roof (H1)
6.0cu.m



High roof (H2)
7.2cu.m



3
seats



Van
Long wheelbase (L2)

Standard roof (H1)
6.8cu.m



High roof (H2)
8.3cu.m



3
seats

Wide side load door access
Transit Custom Vans have an impressive 1,030 mm side load door opening that allows Europallets to be loaded quickly and easily.

Double Cab-in-Van
Short wheelbase (L1)

Standard roof (H1)
3.5cu.m



6
seats



Double Cab-in-Van
Long wheelbase (L2)

Standard roof (H1)
4.4cu.m



6
seats

Sliding load doors that are easy to use
Designed for durability and easy operation, the sliding door features a double action release handle and beeps a warning if not shut or locked correctly. (Standard on passenger's side, option on driver's side except Kombi H2 and 270 L1 Double Cab-in-Van)

The bigger. The better.
Large load cube, wide side access.

Beneath its dynamic exterior, Transit Custom remains true to its Transit heritage by offering class-leading load carrying ability, with carefully optimised loadspace and wide opening doors for easy access.



Europallet 1,200 mm x 800 mm.

Reinforced bulkhead

A full-height, full-width glazed moulded bulkhead provides protection for Transit Custom Double Cab-in-Van's passengers and extra security for your load. (Standard)



Kombi
Short wheelbase (L1)

Standard roof (H1)
1.3 cu.m



High roof (H2)
1.6 cu.m



9
seats



Passenger access

With its generous 930 mm side load door openings, it's never been easier to get you, your passengers and your cargo where you need to be.

Even more choices with Kombi.

More passengers. More equipment. More possibilities.

Kombi
Long wheelbase (L2)

Standard roof (H1)
2.0 cu.m



High roof (H2)
2.5 cu.m



9
seats



Rear liftgate

Available glazed or unglazed, the rear liftgate features a pull strap for easy closing. (Standard on Kombi, option on Van and Double Cab-in-Van, not available on L1 270 Double Cab-in-Van)

Take a crew to the work site, then fold or remove the seats for maximum load carrying space. Or use it as a van during the week, and install the seats to transport family and friends at the weekend. Whatever you want, Transit Custom Kombi offers considerable versatility for you and your business. Options to delete 2nd and 3rd row seats are available.



Europalette 1.200 mm x 800 mm.

Rear air suspension

Automatically adjusts to maintain a constant ride height, regardless of the loading conditions, providing smoother, more consistent ride comfort for rear seat passengers. (Option on Kombi M1)





Ford Easy-Fuel capless refuelling system and AdBlue® filling point (Standard)



Load-through bulkhead (Standard)



Base

Exterior features

- Door mirrors with blind spot eliminator and integrated side indicator
- Remote central door locking
- Passenger side sliding load door
- Headlights with courtesy delay
- Front and rear mudflaps
- Multi-piece rear bumper
- 15" steel wheels with half caps
- 16" steel wheels with half caps on 340 series

Interior features

- Radio with Bluetooth®, steering wheel controls, and two front speakers
- Height- and reach-adjustable steering column
- Ford Eco Mode driver information system
- Trip computer
- Electrically-operated front windows
- 8-way adjustable driver's seat with armrest
- Two 2-litre bottle holders
- Glovebox capable of A4 file storage
- Two 12-volt power points
- Dual front passenger seat with lift-up cushion and underseat storage
- Loadspace compartment lights
- Gear Shift Indicator – to aid economical driving
- Stowage box over instrument cluster with 12-volt power point
- Full-width DIN/ISO-compliant metal bulkhead with load-through facility (Van only)

Note The Bluetooth® word mark and logos are owned by the Bluetooth SIG, Inc. and any use of such marks by Ford Motor Company Limited and its associated companies is under licence. Other trademarks and trade names are those of their respective owners.

Option packs available:

Visibility Pack (Low)

- Electrically-operated and heated door mirrors
- Quickclear heated windscreen
- Washer fluid low-level sensor

Engines

- 105 PS (77 kW)/360 Nm
- 130 PS (96 kW)/385 Nm
- 170 PS (125 kW)/405 Nm

Bodystyles

- Van
- Double Cab-in-Van
- Kombi MI





Quickclear heated windscreen
(Standard)



Front and rear parking distance sensors
(Standard)



Trend

Exterior features in addition to Base

- Power-adjustable and power-foldable self-colour door mirrors
- Projector style halogen headlights with static cornering lights
- Body colour front bumper
- Front fog lights
- Full wheel covers
- Front and rear parking distance sensors
- Rain-sensing front wipers
- Automatic headlights

Interior features in addition to Base

- Ford SYNC radio/CD system (includes Emergency Assistance*) with Bluetooth®, Voice Control, AppLink, audible text messaging and privacy mode, 4" TFT multifunctional display, USB connectivity port, audio streaming, steering wheel remote audio controls and four front speakers
- Cruise control with Adjustable Speed Limiter
- 8-way adjustable driver's seat with armrest and lumbar adjust
- Dual front passenger seat with fold-out table
- Quickclear heated windscreen
- Leather-trimmed steering wheel
- Lockable glovebox
- Map reading lights
- Easy To Clean Load Floor (Van only)
- Instrument panel dimmer
- Washer fluid low-level sensor

*Ford Emergency Assistance is an innovative SYNC feature that uses a Bluetooth®-paired and connected mobile phone to help vehicle occupants initiate a direct call to the local Communications Centre, following a vehicle crash event involving an airbag deployment or fuel pump shut off. The feature operates in more than 40 European countries and regions

Note The Bluetooth® word mark and logos are owned by the Bluetooth SIG, Inc. and any use of such marks by Ford Motor Company Limited and its associated companies is under licence. Other trademarks and trade names are those of their respective owners.

Option pack available:

Visibility Pack (Premium) with Adaptive Cruise Control

- Adaptive Cruise Control with Collision Mitigation, Emergency Brake Assist and Speed Sign Recognition
- Rear-view camera with Trailer Hitch Assist
- Lane Keeping Alert with Driver Alert
- High series instrument cluster
- Auto High Beam

Engines

- 105 PS (77 kW)/360 Nm
- 130 PS (96 kW)/385 Nm
- 170 PS (125 kW)/405 Nm

Bodystyles

- Van
- Double Cab-in-Van
- Kombi MI





Air conditioning
(Standard)



DAB digital radio
(Standard)



Limited

Exterior features in addition to Trend

- Body colour bodyside mouldings
- Body colour rear bumper
- Body colour front, side and cargo door handles
- 16" 5-spoke alloy wheels with locking wheel nuts
- Power-adjustable and power-foldable body colour door mirrors
- Rear privacy glass (Double Cab-in-Van only)
- Driver's side sliding load door (Double Cab-in-Van only)

Interior features in addition to Trend

- Ford SYNC radio/CD player with DAB, Voice Control and AppLink (includes Emergency Assistance*), audio streaming, USB and Bluetooth® connectivity, 4" TFT Multi-functional display, steering wheel remote audio controls and four front speakers
- Heated front seats (driver's and outer passenger's only)
- Leather-trimmed gearshift knob
- Front passenger's⁹ airbag with deactivation switch
- Instrument dimmer
- Air Conditioning
- Thatcham category 1 alarm

***Note: A rear-facing child seat should never be placed in the front passenger seat when the Ford vehicle is equipped with an operational front passenger's airbag.**

*Ford Emergency Assistance is an innovative SYNC feature that uses a Bluetooth®-paired and connected mobile phone to help vehicle occupants initiate a direct call to the local Communications Centre, following a vehicle crash event involving an airbag deployment or fuel pump shut off. The feature operates in more than 40 European countries and regions.

Note The Bluetooth® word mark and logos are owned by the Bluetooth SIG, Inc. and any use of such marks by Ford Motor Company Limited and its associated companies is under licence. Other trademarks and trade names are those of their respective owners.

Option pack available:

Visibility Pack (Premium) with Adaptive Cruise Control

- Adaptive Cruise Control with Collision Mitigation, Emergency Brake Assist and Speed Sign Recognition
- Rear-view camera with Trailer Hitch Assist
- Lane Keeping Alert with Driver Alert
- Auto High Beam

Engines

- 130 PS (96 kW)/385 Nm
- 170 PS (125 kW)/405 Nm

Bodystyles

- Van
- Double Cab-in-Van





Rear-view camera
(Standard)

18" alloy wheels with
235/50R18 tyres
(Option)



Sport

Exterior features in addition to Limited

- Sport styling kit – includes front lower bumper skirt with unique fog light bezel, body colour side skirts, rear bumper skirt, sports style bonnet stripes, front and rear wheel arch extensions,
- 17" 10-spoke black/machined alloy wheels with locking wheel nuts
- Tyre Pressure Monitoring System

Interior features in addition to Limited

- Partial leather seat trim
- Rear-view camera with Trailer Hitch Assist
- Lane Keeping Alert with Driver Alert
- High series instrument cluster

Engine

- 170 PS (125 kW)/405 Nm

Bodystyles

- Van
- Double Cab-in-Van



Van/Double Cab-in-Van dimensions

	L1 H1 Van	L1 H2 Van	L2 H1 Van	L2 H2 Van
A Overall length	4972	4972	5339	5339
B Overall width with mirrors	2272	2272	2272	2272
Overall width with folded back mirrors	2080	2080	2080	2080
Overall width without mirrors	1986	1986	1986	1986
C Overall height*	1922-2020	2280-2389	1923-2017	2284-2381
D Wheelbase	2933	2933	3300	3300
E Front of vehicle to front wheel centre	1011	1011	1011	1011
F Rear of vehicle to rear wheel centre	1028	1028	1028	1028
G Side door entry width	1030	1030	1030	1030
H Side load door entry height	1324	1324	1324	1324
I Rear door/tailgate entry width	1404	1404	1404	1404
J Rear door/tailgate entry height	1347	1706	1347	1706
K Maximum loadspace length at floor (up to bulkhead)	2555	2555	2922	2922
Maximum loadspace length at 1.2m height (up to bulkhead)	2443	2443	2810	2810
Maximum loadspace length (with load-through bulkhead- includes underseat storage)	3085	3085	3452	3452
L Maximum loadspace width	1775	1775	1775	1775
M Loadspace between wheel arches	1390	1390	1390	1390
N Load floor to roof	1406	1778	1406	1778
O Rear door loading height*	444-588	444-588	451-581	451-581
P Maximum loadspace (with bulkhead) (cu.m)	6.0	7.2	6.8	8.3
Loadspace (behind bulkhead) (SAE) (cu.m)	5.7	7.2	6.6	8.2
Loadspace (with bulkhead) (VDA) (cu.m)	5.4	6.6	6.2	7.7

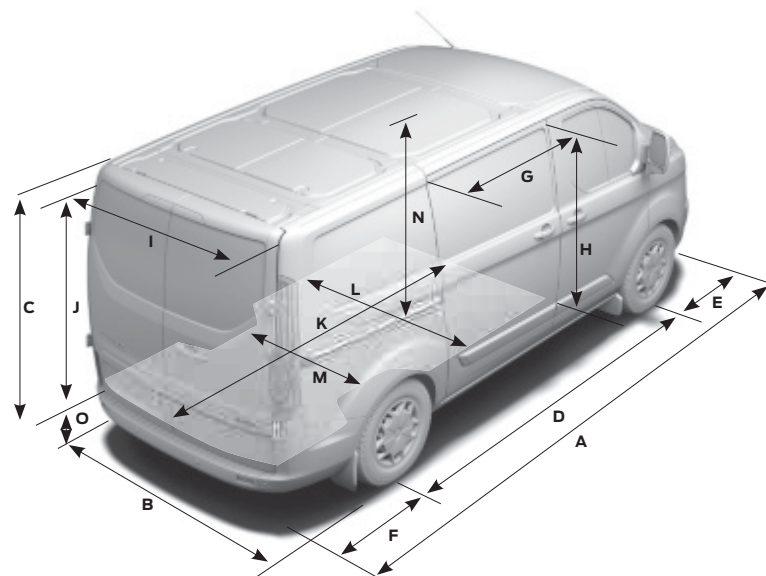
Turning circle (m)

	L1 H1 Van	L1 H2 Van	L2 H1 Van	L2 H2 Van
15" wheels, kerb to kerb/wall to wall	10.9/11.6	10.9/11.6	12.2/12.8	12.2/12.8
16" wheels, kerb to kerb/wall to wall	11.6/12.2	11.6/12.2	12.8/13.4	12.8/13.4
17" wheels, kerb to kerb/wall to wall	11.8/12.3	11.8/12.3	13.0/13.5	13.0/13.5
18" wheels, kerb to kerb/wall to wall	12.1/12.6	12.1/12.6	13.3/13.8	13.3/13.8

Double Cab-in-Van unique measurements

	L1 H1 Van	L1 H2 Van	L2 H1 Van	L2 H2 Van
G Side door entry width	930	n/a	930	n/a
P Maximum loadspace (behind bulkhead) (cu.m)	3.5	n/a	4.3	n/a
Loadspace (behind bulkhead) (SAE) (cu.m)	3.5	n/a	4.3	n/a
P Loadspace (VDA) (cu.m)	3.2	n/a	4.0	n/a
Q Maximum loadspace length	1577	n/a	1944	n/a
R Usable load length at 1.2m height on bulkhead	1505	n/a	1872	n/a

L1 = Short wheelbase, **L2** = Long wheelbase, **H1** = Low Roof, **H2** = High Roof. All dimensions (shown in mm) are subject to manufacturing tolerances and refer to minimum specification models and do not include additional equipment. *Height dimensions show the range from minimum to maximum of a fully laden, lowest payload vehicle to unladen highest payload vehicle. These illustrations are for guidance only. **VDA method** This is the method used by the Verband der Automobilindustrie (VDA) in Germany. A VDA figure is determined by filling the loadspace with 'litre' blocks, each measuring 200x100x50 mm. The blocks are then counted, and the numerical result is converted into cubic metres. **SAE Method** This is the method used by Society of Automotive Engineers. An SAE figure is determined by the average of two height, length and width dimensions, multiplied to derive volume in cubic metres. **Maximum load volume** method simply measures the volume of a fine-grained material such as sand or rice which can be deposited into the loadspace.



Van

L1 H1	6.0 cu.m	L2 H1	6.8 cu.m
L1 H2	7.2 cu.m	L2 H2	8.3 cu.m

Double Cab-in-Van

L1 H1	3.5 cu.m
L2 H1	4.3 cu.m

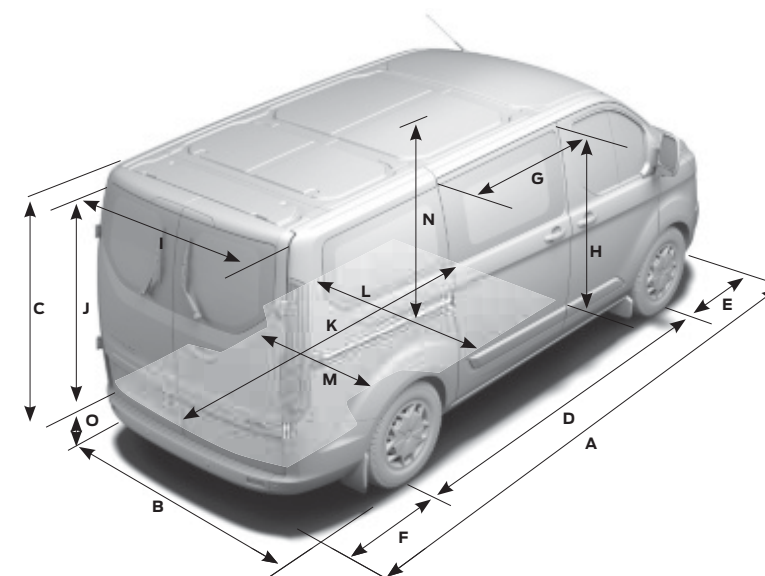
Kombi dimensions

	L1 H1 Kombi	L1 H2 Kombi	L2 H1 Kombi	L2 H2 Kombi
A Overall length	4972	4972	5339	5339
B Overall width with mirrors	2272	2272	2272	2272
Overall width with folded back mirrors	2080	2080	2080	2080
Overall width without mirrors	1986	1986	1986	1986
C Overall height*	1922-2020	2280-2389	1923-2017	2284-2381
D Wheelbase	2933	2933	3300	3300
E Front of vehicle to front wheel centre	1011	1011	1011	1011
F Rear of vehicle to rear wheel centre	1028	1028	1028	1028
G Side door entry width	930	930	930	930
H Side load door height	1292	1292	1292	1292
I Rear door/tailgate entry width	1404	1404	1404	1404
Rear door/tailgate entry width (with rear air conditioning)	1225	1225	1225	1225
J Rear door/tailgate entry height	1297	1660	1297	1660
K Maximum loadspace length (behind 2nd row seat)	1545	1545	1912	1912
Maximum loadspace length (behind 3rd row seats)	687	687	1054	1054
L Maximum loadspace width	1775	1775	1775	1775
M Floorspace between wheel arches	1350	1350	1350	1350
N Load floor to roof	1382	1754	1382	1754
O Loading height*	444-588	444-588	451-581	451-581
Loadspace (SAE) (cu.m) – 6 seats/9 seats	3.1/1.3	3.8/1.6	3.8/2.0	4.7/2.5

Turning circle (m)

	L1 H1 Kombi	L1 H2 Kombi	L2 H1 Kombi	L2 H2 Kombi
15" wheels, kerb to kerb/wall to wall	10.9/11.6	10.9/11.6	12.2/12.8	12.2/12.8
16" wheels, kerb to kerb/wall to wall	11.6/12.2	11.6/12.2	12.8/13.4	12.8/13.4
17" wheels, kerb to kerb/wall to wall	11.8/12.3	11.8/12.3	13.0/13.5	13.0/13.5
18" wheels, kerb to kerb/wall to wall	12.1/12.6	12.1/12.6	13.3/13.8	13.3/13.8

L1 = Short wheelbase, **L2** = Long wheelbase, **H1** = Low Roof, **H2** = High Roof. All dimensions (shown in mm) are subject to manufacturing tolerances and refer to minimum specification models and do not include additional equipment. *Height dimensions show the range from minimum to maximum of a fully laden, lowest payload vehicle to unladen highest payload vehicle. These illustrations are for guidance only. **VDA method** This is the method used by the Verband der Automobilindustrie (VDA) in Germany. A VDA figure is determined by filling the loadspace with 'litre' blocks, each measuring 200x100x50 mm. The blocks are then counted, and the numerical result is converted into cubic metres. **SAE Method** This is the method used by Society of Automotive Engineers. An SAE figure is determined by the average of two height, length and width dimensions, multiplied to derive volume in cubic metres. **Maximum load volume** method simply measures the volume of a fine-grained material such as sand or rice which can be deposited into the loadspace.



Kombi

L1 H1	1.3 cu.m*	L2 H1	2.0 cu.m*
L1 H2	1.6 cu.m*	L2 H2	2.5 cu.m*

Get the most from your new Ford

We want to help you get the most from your new Ford. And to do that, you need to know how much it is designed to safely carry, both in terms of payload and load volume.

Your Ford Transit Centre can provide professional advice on important specification aspects, and help to find the right van for your budget and business needs.

The Ford Transit Custom is designed to carry cargo – and lots of it.

Choosing a new van is an important decision with lots of factors to be considered. While some aspects, like selecting the most appropriate derivative, identifying the intended primary use and determining load box size are relatively simple, others, such as calculating payload are more complex.

Payload capacity

To calculate payload, you need to know two things: the vehicle's gross vehicle mass (GVM) and its kerb mass.

GVM is the maximum permissible weight of the vehicle when loaded and ready to go – that includes the weight of the vehicle itself, ancillaries, driver and crew (assuming the industry standard weight of 75 kg/person), fluids, fuel tank 90% full (1 litre of diesel = approximately 0.85 kg), optional and aftermarket equipment, and cargo.

For simplicity, Ford Transit models are designated according to their GVM. For example, a 290 has a GVM of c. 2,900 kg; and a 310 has a GVM of c. 3,100 kg.

Kerb mass is the weight of a standard-specification Base series vehicle, including fluids and fuel tank 90% full, but without the driver, crew or cargo.

Payload is the difference between the two.

Gross vehicle mass minus **kerb mass** = **payload**

So to help you choose the right vehicle for your needs, here are some more detailed explanations about the factors that can influence a vehicle's payload. These include, but are not limited to:

Driver and crew

We calculate the weight of the driver and crew based on the industry-standard weight of 75 kg/person. Remember that the driver and crew are not included in the kerb mass figure, so when a driver or crew boards the vehicle, its payload will be reduced accordingly.

Factory-fitted options

Most factory-fitted options will affect a vehicle's payload. For example, air conditioning can add approximately 18 kg to a vehicle's weight, and therefore reduce its payload accordingly.

However, specifying a single front passenger seat in lieu of the standard dual seat will reduce the vehicle's weight by approximately 12 kg, and increase its payload by the same amount. Your Ford Transit Centre will be able to tell you what features can add or reduce your vehicle's kerb mass and by how much.

Series

All kerb masses quoted in this brochure are for standard-specification Base series models. Trend series models will generally weigh more than Base series due to the increased level of features and equipment.

Manufacturing tolerances

Variations in manufacturing and production processes mean that no two vehicles are likely to weigh exactly the same. For customers intending to load vehicles close to the maximum payload, we suggest you also add a margin for error of 5% of Kerb Mass to the Kerb Mass figure before calculation, to reduce the risk of overloading.

Accessories and aftermarket conversions

It is important to think carefully about what to do with your vehicle after you take delivery. Any accessories fitted or aftermarket conversions to the vehicle may adversely affect its payload. Please speak to your Ford Transit Centre for more information and advice.

If payload is critical to your business, or if you plan to carry cargo at, or close to, the vehicle's maximum capacity, your Ford Transit Centre can help. Using their specialist expertise and knowledge, they can advise you on the exact specification of vehicle required to meet your individual business needs.

Configure your van to suit your job

Ford Commercial Vehicles are available with a wide range of standard and optional features. Your Ford Transit Centre can help you ensure that you specify the right vehicle features for your specific business needs, including technical items to aid aftermarket fitment of specialist equipment or conversion.

Note: Technical information for vehicle converters can be found online via the Body and Equipment Mounting Manual @etis.ford.com go to >information >>vehicle conversions.

Weights, loads and performance

	Max gross payload (excluding driver) ^a	Gross vehicle mass (kg)	Min kerb mass (excluding driver) (kg)	Front axle plated mass (kg)	Rear axle plated mass (kg)
Van					
250 L1 HI	675	2540	1865	1575	1415
270 L1 HI	720-875	2740	1865-2020	1575	1415
290 L1 HI	920-1075	2940	1865-2020	1575	1590
310 L1 HI	1120-1275	3140	1865-2020	1625	1725
340 L1 HI	1320-1474	3365	1891-2045	1625	2015
290 L2 HI	840-994	2940	1946-2100	1675	1590
310 L2 HI	1040-1194	3140	1946-2100	1725	1725
340 L2 HI	1291-1393	3365	1972-2074	1750	2015
Double Cab-in-Van					
270 L1 HI	720-766	2740	1974-2020	1575	1415
290 L1 HI	812-966	2940	1974-2128	1575	1590
310 L1 HI	1012-1166	3140	1974-2128	1625	1725
290 L2 HI	731-885	2940	2055-2209	1675	1590
310 L2 HI	931-1085	3140	2055-2209	1725	1725
Kombi (M1)					
310 L1 HI	914-987	3140	2153-2226	1625	1725
340 L1 HI	1113-1168	3365	2197-2252	1625	2015
310 L2 HI	819-891	3140	2249-2321	1725	1725
340 L2 HI	1018-1073	3365	2292-2347	1750	2015

L1 = Short wheelbase, **L2** = Long wheelbase, **HI** = Low Roof. Figures apply to Low Roof vehicles unless otherwise stated. For High Roof option vehicles, kerb mass is increased and payload reduced. Kerb mass is affected by many factors such as bodystyles, engines and options. It is the weight of a standard specification base series vehicle (different series will have different kerb masses), including fluids and fuel tank 90% full, but without the driver (75kg), crew or cargo. Payload within this guide is the difference between gross vehicle mass (GVM) and kerb mass with a further 75kg deduction for the weight of the driver. It must be noted that actual weight will always be subject to manufacturing tolerances which may result in payload variations between this guide and actual weight. For customers intending to load vehicle close to maximum payload, we suggest you also add a margin for error of 5% of Kerb Mass to the Kerb Mass figure before calculation, to reduce risk of overloading. **NB:** It is the responsibility of the vehicle operator to ensure their vehicles are legally compliant for road use.



SelectShift automatic transmission

For greater comfort and convenience in urban driving, Transit Custom can be specified with a six-speed SelectShift automatic transmission. Offering smooth, responsive and efficient performance, the transmission also provides the option of manual shifting using buttons on the gear lever. (Option on 130 PS and 170 PS models)

Max. GTM (kg)

	Axle ratio ⁹⁸	GTM				
		250	270	290	310**	340
Van/Double Cab-in-Van/Kombi						
2.0 TDCi Ford EcoBlue (105 PS (77 kW))	3.94	● 4440	4440	4440	4440	-
2.0 TDCi Ford EcoBlue (130 PS (96 kW)) (Base & Trend)	3.94	● -	4840	4840	4840	-
2.0 TDCi Ford EcoBlue (130 PS (96 kW)) (Limited)	4.19	● -	5140	5140	5140	-
2.0 TDCi Ford EcoBlue (130 PS (96kW))	4.43	● -	-	-	-	5365
2.0 TDCi Ford EcoBlue (130 PS (96 kW)) Auto transmission	3.65	● -	3740	3940	4140	4365
2.0 TDCi Ford EcoBlue (170 PS (125 kW))	4.19	● -	5140	5140	5140	-
2.0 TDCi Ford EcoBlue (170 PS (125 kW))	4.43	● -	-	-	-	5365
2.0 TDCi Ford EcoBlue (170 PS (125 kW)) Auto transmission	3.65	● -	-	3940	4140	4365

● = Standard, ○ = Option, at extra cost. **Note:** All engines are Stage VI and include coated Diesel Particulate Filter (cDPF). ⁹⁸The illustrated axle ratio shown is the one available dependent upon model, GVM payload and engine combination. ******Vehicles fitted with optional rear air suspension are not suitable for towing and therefore have no trailer plate value. Maximum unbraked trailer mass is 750kg.

Max. Braked Trailer Plate (kg)***

	Axle ratio ⁹⁸	GVM				
		250	270	290	310**	340
L1 Van/Double Cab-in-Van/Kombi						
2.0 TDCi Ford EcoBlue (105 PS (77 kW))	3.94	● 2350/-/-	2350/2250/-	2350/2250/-	2350/2250/1600	-/-/-
2.0 TDCi Ford EcoBlue (130 PS (96 kW)) (Base & Trend)	3.94	● -/-/-	2500/2500/-	2500/2500/-	2500/2500/2000	-/-/-
2.0 TDCi Ford EcoBlue (130 PS (96 kW)) (Limited)	4.19	● -/-/-	2500/-/-	2500/2500/-	2500/2500/-	-/-/-
2.0 TDCi Ford EcoBlue (130 PS (96 kW))	4.43	● -/-/-	-/-/-	-/-/-	-/-/-	2500/-/2500
2.0 TDCi Ford EcoBlue (130 PS (96 kW)) Auto transmission	3.65	● -/-/-	1600/-/-	1800/1700/-	2000/1900/1250	2200/-/1450
2.0 TDCi Ford EcoBlue (170 PS (125 kW))	4.19	● -/-/-	2500/-/-	2500/2500/-	2500/2500/-	-/-/-
2.0 TDCi Ford EcoBlue (170 PS (125 kW))	4.43	● -/-/-	-/-/-	-/-/-	-/-/-	2500/-/2500
2.0 TDCi Ford EcoBlue (170 PS (125 kW)) Auto	3.65	● -/-/-	-/-/-	1800/1700/-	2000/1900/-	2050/-/1450
2.0 TDCi Ford EcoBlue (170 PS (125 kW)) Sport Auto	3.65	● -/-/-	-/-/-	1650/1550/-	-/-/-	-/-/-
L2 Van/Double Cab-in-Van/Kombi						
2.0 TDCi Ford EcoBlue (105 PS (77 kW))	3.94	● -/-/-	-/-/-	2250/2150/-	2250/2150/1500	-/-/-
2.0 TDCi Ford EcoBlue (130 PS (96 kW)) (Base & Trend)	3.94	● -/-/-	-/-/-	2650/2550/-	2650/2550/1900	-/-/-
2.0 TDCi Ford EcoBlue (130 PS (96 kW)) (Limited)	4.19	● -/-/-	-/-/-	2800/2800/-	2800/2800/-	-/-/-
2.0 TDCi Ford EcoBlue (130 PS (96 kW))	4.43	● -/-/-	-/-/-	-/-/-	-/-/-	2800/-/2400
2.0 TDCi Ford EcoBlue (130 PS (125 kW)) Auto transmission	3.65	● -/-/-	-/-/-	1700/1600/-	1900/1800/1150	2100/2000/1350
2.0 TDCi Ford EcoBlue (170 PS (125 kW))	4.19	● -/-/-	-/-/-	2800/2800/-	2800/2800/-	-/-/-
2.0 TDCi Ford EcoBlue (170 PS (125 kW)) Sport Manual transmission	4.19	● -/-/-	-/-/-	2800/2750/-	-/-/-	-/-/-
2.0 TDCi Ford EcoBlue (170 PS (125 kW))	4.43	● -/-/-	-/-/-	-/-/-	-/-/-	2800/-/2400
2.0 TDCi Ford EcoBlue (170 PS (125 kW)) Auto transmission	3.65	● -/-/-	-/-/-	1700/1600/-	1900/1800/-	-/1350
2.0 TDCi Ford EcoBlue (170 PS (125 kW)) Sport Auto	3.65	● -/-/-	-/-/-	1600/-/-	-/-/-	-/-/-

● = Standard, ○ = Option, at extra cost. **Note:** All engines are Stage VI and include coated Diesel Particulate Filter (cDPF). ⁹⁸The illustrated axle ratio shown is the one available dependent upon model, GVM payload and engine combination. ******Vehicles fitted with optional rear air suspension are not suitable for towing and therefore have no trailer plate value. Maximum unbraked trailer mass is 750kg. ***** Max Trailer Weight will need to be reduced if maximum payload is achieved so as not to exceed maximum GTM.**

Tough on work, easy on fuel

Fuel economy and CO₂ emissions

The fuel economy figures quoted in the table below are achieved by following strict EU governed test procedures and are specifically designed to enable customers to compare vehicles from all manufacturers on a like-for-like basis. Fuel consumption is directly affected by the length of the journey; number of passengers and the amount of luggage carried; individual driving style; road and traffic conditions; weather conditions; vehicle age, mileage, condition and standard of maintenance; use of vehicle features such as air conditioning; and any modifications to the vehicle such as the addition of a roof rack. Your fuel economy will vary based on these and other factors and, for these reasons, many drivers may not achieve the EU fuel economy figures (below) in day-to-day driving, although the vehicle is technically capable of doing so.

	Axle ratio ⁹⁸	CO ₂ emissions (g/km) ⁹⁹	Fuel consumption in L/100km ^{99a}			Fuel consumption in mpg ^{99b}		
			Urban	Extra Urban	Combined	Urban	Extra Urban	Combined
Van, Double Cab-in-Van								
2.0 TDCi Ford EcoBlue (130 PS (96 kW) / 170 PS (125 kW)) – Automatic transmission	3.65	178-187	75-78	6.5-6.8	6.9-7.2	37.7-36.0	43.5-41.5	40.9-39.2
2.0 TDCi Ford EcoBlue (105 PS (77 kW)/130 PS (96 kW))	3.94	157-168	6.8-7.1	5.7-6.1	6.1-6.5	41.5-39.8	49.6-46.3	46.3-43.5
2.0 TDCi Ford EcoBlue (130 PS (96 kW))	4.19	161-169	6.9-7.2	5.8-6.1	6.2-6.5	40.9-39.2	48.7-46.3	45.6-43.5
2.0 TDCi Ford EcoBlue (170 PS (125 kW))	4.19	165-173	7.1-7.4	6.0-6.3	6.4-6.7	39.8-38.2	47.1-44.8	44.1-42.2
2.0 TDCi Ford EcoBlue (130 PS (96 kW)/170 PS (125 kW))	4.43	166-179	7.1-7.3	6.0-6.2	6.4-6.6	39.8-38.7	47.1-45.6	44.1-42.8
Kombi M1								
2.0 TDCi Ford EcoBlue (130 PS (96 kW)/170 PS (125 kW)) – Automatic transmission	3.65	181-183	7.6-7.7	6.4-6.5	7.0-7.1	37.2-36.7	44.1-43.5	40.4-39.8
2.0 TDCi Ford EcoBlue (105 PS (77 kW)/130 PS (96 kW))	3.94	162-164	7.1-7.2	5.8	6.3	39.8-39.2	48.7	44.8
2.0 TDCi Ford EcoBlue (130 PS (96 kW)/170 PS (125 kW))	4.43	167-169	7.3	6.1	6.5	38.7-38.7	46.3	43.5

All values shown include Auto-Start-Stop. Auto-Start-Stop system reduces CO₂ emissions and fuel consumption by 6 g/km and 0.2-0.3 L/100km respectively. ⁹⁸The illustrated axle ratio shown is the one available dependent upon model, GVM payload and engine/transmission combination. ^{99a}The declared fuel consumption and CO₂ emissions are measured according to the technical requirements and specifications of European Regulation (EC) 715/2007 and (EC) 692/2008 as last amended. Fuel consumption and CO₂ emissions are specified for a vehicle variant and not for a single car. The applied standard test procedure enables a comparison between different vehicle types; the specification and options selected may have an effect i.e. on vehicle weight and therefore on the emissions and fuel economy of the vehicle and also may influence the figures that appear in the individual vehicle documentation. This information is not part of any product offer made. Real world fuel consumption can vary as the fuel efficiency of a vehicle is influenced by (individual) vehicle configurations, driving behaviour, use of technical equipment such as air conditioning, as well as other non-technical factors. Consult your Dealer for more information.

Ford ECONetic Technology

- All-new Ford EcoBlue TDCi advanced diesel engines – provide exceptional fuel economy and low CO₂ emissions
- Ford Auto-Start-Stop system
- Ford Smart Regenerative Charging
- Gear Shift Indicator – to aid economical driving
- Ford Eco Mode driver information system – provides further help to drive economically
- Acceleration Control - unique engine calibration helps reduce fuel consumption when vehicle is driven empty (option)
- Ford Battery Management System – improves battery life, fuel consumption and ensures ready-to-go reliability

Note Some of the features listed above are options, at extra cost and may not be available on all models. Please refer to the specification tables, or speak to your Ford Transit Centre for further information.



Model availability

	250 L1 H1	250 L1 H2	270 L1 H1	270 L1 H2	290 L1 H1	290 L1 H2	290 L2 H1	290 L2 H2	310 L1 H1	310 L1 H2	310 L2 H1	310 L2 H2	340 L1 H1	340 L1 H2	340 L2 H1	340 L2 H2
Van																
2.0 TDCi Ford EcoBlue 105 PS (77 kW)	●	●	●	●	●	●	●	●	●	●	●	●	-	-	-	-
2.0 TDCi Ford EcoBlue 130 PS (96 kW)	-	-	●	●	●	●	●	●	●	●	●	●	●	●	●	●
2.0 TDCi Ford EcoBlue 130 PS (96 kW) 6-speed automatic	-	-	●	●	●	●	●	●	●	●	●	●	●	●	●	●
2.0 TDCi Ford EcoBlue 170 PS (125 kW)	-	-	●	●	●	●	●	●	●	●	●	●	●	●	●	●
2.0 TDCi Ford EcoBlue 170 PS (125 kW) 6-speed automatic	-	-	-	-	●	●	●	●	●	●	●	●	●	●	-	-
Double Cab-in-Van																
2.0 TDCi Ford EcoBlue 105 PS (77 kW)	-	-	●	-	●	-	●	-	●	-	●	-	-	-	-	-
2.0 TDCi Ford EcoBlue 130 PS (96 kW)	-	-	●	-	●	-	●	-	●	-	●	-	-	-	-	-
2.0 TDCi Ford EcoBlue 130 PS (96 kW) 6-speed automatic	-	-	-	-	●	-	●	-	●	-	●	-	-	-	●	-
2.0 TDCi Ford EcoBlue 170 PS (125 kW)	-	-	-	-	●	-	●	-	●	-	●	-	-	-	-	-
2.0 TDCi Ford EcoBlue 170 PS (125 kW) 6-speed automatic	-	-	-	-	●	-	●	-	●	-	●	-	-	-	-	-
Kombi M1																
2.0 TDCi Ford EcoBlue 105 PS (77 kW)	-	-	-	-	-	-	-	-	●	●	●	●	-	-	-	-
2.0 TDCi Ford EcoBlue 130 PS (96 kW)	-	-	-	-	-	-	-	-	●	●	●	●	●	●	●	●
2.0 TDCi Ford EcoBlue 130 PS (96 kW) 6-speed automatic	-	-	-	-	-	-	-	-	●	●	●	●	●	●	●	●
2.0 TDCi Ford EcoBlue 170 PS (125 kW)	-	-	-	-	-	-	-	-	-	-	-	-	●	●	●	●
2.0 TDCi Ford EcoBlue 170 PS (125 kW) 6-speed automatic	-	-	-	-	-	-	-	-	-	-	-	-	●	●	●	●

Note: ● = Available, - = Not available. L1 = Short wheelbase, L2 = Long wheelbase, H1 = Low Roof, H2 = High Roof. All engines are Stage VI.

Impressive turning circle

10.9 m turning circle*

With its impressive 10.9 m kerb-to-kerb turning circle*, the Transit Custom L1 (SWB) is the ideal choice for demanding city work.

*L1 (short wheelbase) version with 15" steel wheels; 11.6 m with 16" alloy wheels; 12.2 m Sport series.



Mechanical features

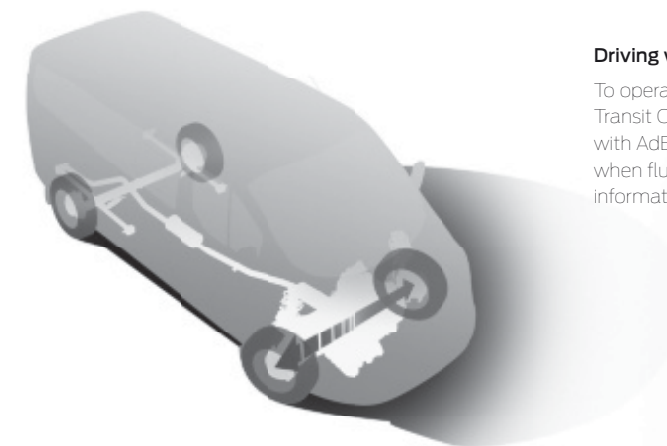
	Base	Trend	Limited	Sport
Engine technology				
Auto-Start-Stop system (standard on Kombi M1 or if specified with automatic transmission, requires single AGM battery)	○	○	○	○
Ford Eco Mode driver information system	●	●	●	●
Acceleration control	○	○	○	○
cDPF (coated Diesel Particulate Filter)	●	●	●	●
Brakes				
Dual-circuit, with self-adjusting servo-assistance and ABS. Front and rear discs	●	●	●	●
Fuel tank				
70 litres	●	●	●	●
Urea aftertreatment system – 21 litre	●	●	●	●
Ford Easy-Fuel capless refuelling system with misfuel inhibit	●	●	●	●
Steering				
Power-assisted steering (PAS)	●	●	●	●
Steering column – Rake- and reach-adjustable	●	●	●	●
Suspension				
Front, independent MacPherson struts, variable rate coil springs, stabiliser bar and gas-pressurised shock absorbers. Rear, leaf springs and gas-pressurised shock absorbers	●	●	●	●
Rear air suspension (only available on Kombi M1 310 series)	○	○	-	-
Engine governors				
Speed Limiter – 56 mph	○	○	○	○
Speed Limiter – 62 mph	○	○	○	○
Speed Limiter – 70 mph	○	○	○	○

● = Standard, ○ = Option, at extra cost. *Not available Kombi. *Van and DCIV only.

More rewarding to drive

Transit Custom's Torque Vectoring Control[®] is designed to improve traction, roadholding and agility when cornering by continuously optimising the engine torque distributed to each front wheel to match the amount of grip each has available. The result is a more rewarding driving experience. (Standard)

[®]Uses sensors.



Driving with AdBlue[®]

To operate correctly, the AdBlue[®] tank of your Ford Transit Custom Euro6 diesel engine must be filled with AdBlue[®] fluid. System warnings illuminate when fluid level becomes too low. For more information, please discuss with your Ford Dealer.



Safety and security features

	Base	Trend	Limited	Sport
Safety and driver assistance features				
Anti-lock braking system (ABS) with electronic brake-force distribution (EBD) ¹	●	●	●	●
Electronic Stability Control (ESC) ¹	●	●	●	●
Hill Start Assist (HSA) ²	●	●	●	●
Load Adaptive Control (LAC) ¹	●	●	●	●
Emergency Brake Assist (EBA) ¹	●	●	●	●
Emergency Brake Warning ²	●	●	●	●
Roll stability Control (RSC) ¹	●	●	●	●
Trailer Sway Control (TSC) ¹ (activated with Ford trailer tow attachments)	●	●	●	●
Airbag – Driver's ¹	●	●	●	●
Airbag – Front passenger's* ¹ (Van, DCIV)	○	○	●	●
Airbag – Front passenger's* ¹ (Kombi MI)	●	●	-	-
Airbag – Front side airbags ¹	○	○	○	○
Airbag – Front side and curtain airbags ¹	○	○	○	○
Lane-Keeping Alert ² (includes Driver Alert ² and Auto High Beam ¹ on all models, plus the following additional equipment on Base: high series instrument cluster, cruise control, leather trimmed steering wheel, heated windscreen with autowipers, and SYNC audio system)	○	○	○	○
Cruise control (includes leather-trimmed steering wheel, Adjustable Speed Limiting Device (ASLD))	○	●	●	●
Adaptive Cruise Control (includes Pre-Collision Assist, Forward Alert and Traffic Sign Recognition) ² must be ordered with Lane Keeping alert	□	□	□	□
Seat belts – 3-point diagonal inertia reel (all seats) ¹	●	●	●	●
ISOFIX child seat – 2 x second row attachments ¹ – (Kombi MI and DCIV only)	●	●	●	●
Tyre Pressure Monitoring System (TPMS) ¹ (standard on MI models)	○	○	○	●

Tested to extremes

From frost-covered prototypes started up in -40°C at 4,500-metre altitudes, to sun-baked vehicles towing fully-laden trailers up long inclines in 50°C heat, Transit has been pushed to extremes.



Safety and security features

	Base	Trend	Limited	Sport
Security				
Alarm – Perimeter	○	○	-	-
Alarm – Thatcham Category 1 – (Van) Cab interior sensing, inclination sensor and trailer coupling, when fitted. (includes remote locking with 2 key fobs; only available with full steel bulkhead and unglazed rear door)	○	○	●	●
Alarm – Thatcham Category 1 – (DCIV) Cab interior sensing, inclination sensor and trailer coupling, when fitted. (includes remote locking with 2 key fobs; only available with glazed moulded bulkhead and unglazed rear door)	○	○	●	●
Doors – Unglazed rear (Van and DCIV only)	●	●	●	●
Immobiliser – Safeguard Passive Anti-Theft System (PATS) (Insurance-approved Category 2 immobiliser)	●	●	●	●
Locks – Power door deadlocks, shielded with strengthened mountings	●	●	●	●
Locks – Power door deadlocks (optional on Van and DCIV Base, Kombi MI all series)	○	-	-	-
Locks – Remote control central locking with one key fob	●	-	-	-
Locks – Remote control central locking with two key fobs	○	●	●	●
Fleet key	○	○	○	-
Locks – Configurable unlocking (Van/Double Cab-in-Van) 2-stage unlocking* (standard on Van, optional on Double Cab-in-Van)	●	●	●	●
Locks – Configurable unlocking (Kombi/Double Cab-in-Van) 2-stage unlocking*	●	●	●	●
Locks – Configurable unlocking Pack 3* – Independent driver's door unlocking	○	○	-	-
Locks – Configurable unlocking Pack 7* – Courier unlocking with auto slam lock, zonal opposite door relocking and 3 second auto relocking	○	○	-	-
Locks – Auto relocking, doors relock after 45 seconds if no door is opened	●	●	●	●
Locks – Audible mis-lock feedback, audible signal if a door is ajar when locking activated	●	●	●	●
Locks – Auto locking on drive-away, doors automatically lock at 5 mph (Van only)	●	●	●	●
Locks – Key-operated bonnet release	●	●	●	●
Vehicle Identification Number – Visible	●	●	●	●

● = Standard, ○ = Option, at extra cost. ¹Safety feature. ²Driver assistance feature. *For details of the configurations available please consult your Ford Dealer. **Please note:** Configurable locking must be defined at the time of order, it cannot be ordered as a Dealer-fitted option or accessory. ³Not available on Kombi MI. ⁴Van and DCIV only. ***Note: A rear-facing child seat should never be placed in the front passenger seat when the Ford vehicle is equipped with an operational front passenger's airbag.**

High levels of vehicle security

Configurable unlocking

Configurable locking enables you to open one individual door without automatically unlocking the others. The other doors stay securely locked until you activate a switch on the driver's door.

Drive-away locking

To prevent opportunistic crime, all doors automatically lock once the vehicle speed exceeds 5 mph. The doors remain locked even if the vehicle slows or stops, although the driver or passenger locks can be released using the interior door handles. (Can be deactivated if required) (Standard on Van, not available on Double Cab-in-Van or Kombi MI)

Keeping you secure

- Ignition-based rechargeable and water resistant key fob
- Remote control central double door locking with 30-metre communication range
- Key-operated bonnet release
- Anti-tamper shielding on door locks
- Thatcham Category 1 alarm system (option) with trailer tow monitor that sounds the vehicle alarm if the trailer is removed



Design features, wheels and convenience features

	Base	Trend	Limited	Sport
Design features				
Body – H1 (Low Roof)	●	●	●	●
Body – H2 (High Roof; not available DCIV)	○	○	○	–
Door mirrors – Blind spot eliminator and integrated side indicator	●	●	●	●
Door mirrors – Manual adjust	●	–	–	–
Door mirrors – Power-foldable, electrically-operated and heated	○/□	–	–	–
Door mirrors – Power-foldable, electrically-operated and heated	○	●	●	●
Door mirrors – Body colour	–	–	●	●
Bodyside mouldings – Body colour	–	–	●	●
Front bumper – Body colour	–	●	●	●
Rear bumper – Body colour (standard on Kombi MI Trend)	–	–	●	●
Door handles – Body colour	–	–	●	●
Tailgate/cargo door handle – Body colour	–	–	●	●
Partial dress up kit – Front skid plate self coloured bright silver surface and front and rear wheel arch extensions (flares, self coloured grey, grained surface)	○	○	○	–
Sport Styling kit – Body colour Front lower bumper skirt with unique fog light bezel, body colour side skirts, rear bumper skirt corners, front and rear wheel arch extensions, twin stripes	–	–	–	●
Rear privacy glass (Van – requires a glazed side load door option)	○	○	–	–
Rear privacy glass (DCIV)	○	●	●	–
Roof rack – Integrated and stowable (not available on High Roof)(not available on 270 L1 DCIV)	○	○	○	○
Mudflaps – Front and rear (front and rear mudflaps N/A on Sport)	●	●	●	–
Tow bar with Trailer Sway Control with 13-pin electrics (tachograph may be required)(not available on 270 L1 Ambiente and Trend series on Double Cab-in-Van, or on Sport series with automatic transmission)	○	○	○	○
Trailer tow electrics with 13 pin electrics – no tow bar	○	○	○	○
Paint – Metallic	○	○	○	○
Wheels				
Steel – 15"x6½" (fitted with 215/65 R15 104 tyres; standard for 250, 270, 290 and 310 series) (not available with automatic transmission)	●	●	–	–
Steel – 16"x6½" (fitted with 215/65 R16 109 tyres; standard on 340 series or if specified with automatic transmission)	●	●	–	–
Alloy – 16"x6½", 5X2-spoke, Sparkle Silver finish (fitted with 215/65 R16C tyres)* (includes locking wheel nuts)	–	○	●	–
Alloy – 17"x7" 5x2-spoke, Black/Machined finish (fitted with 235/55 R17 BSW tyres)* (includes locking wheel nuts)	–	–	–	●
Alloy – 18"x7½", 10-spoke, Sparkle Silver finish (fitted with 235/50 R18 101LI tyres)* (includes locking wheel nuts)	–	–	–	○
Wheel covers – Half caps	●	–	–	–
Wheel covers – Full	–	●	–	–
Steel spare wheel with tool kit	●	●	●	–
Mini steel spare wheel with tool kit	–	–	–	●
Tyre inflator kit	○	○	○	○

● = Standard, ○ = Option, at extra cost, ○ + = Option, at no extra cost. □ = Part of an option pack, at extra cost.


*Not available Kombi MI.

*The wheel you choose will be fitted with the tyre size noted, but no choice of tyre brand is available.

Power-foldable mirrors

Perfect for parking in tight spaces or squeezing through narrow lanes. Electrically-operated and heated, with body colour* housings. (Standard on Trend, Limited and Sport, option on Base)

*Body colour housings on Limited and Sport, self coloured housings on Base and Trend



Convenience features and option packs

	Base	Trend	Limited	Sport
Convenience features				
Headlights – Projector-style halogen reflector lights with chrome background and static cornering lights	–	●	●	●
Headlights – Automatic on/off (includes autowipers)	□	●	●	●
Headlights – Daytime Running Lights	●	●	●	●
Headlights – Courtesy delay, 30 seconds duration	●	●	●	●
Fog Lights – Front	□	●	●	●
Doors – Passenger's sliding side load door and step	●	●	●	●
Doors – Driver's sliding side load door and step (Van and Kombi MI; not available on Kombi MI H2)	○	○	○	○
Doors – Driver's sliding side load door and step (Double Cab-in-Van; not available on 270)	○	○	●	●
Doors, Van and Double Cab-in-Van – Unglazed hinged rear doors, 180° opening, positive stop at 90°	●	●	●	●
Doors, Van and DCIV – Glazed rear doors, hinged for 180° opening, positive stop at 90°	○	○	–	–
Doors, Kombi MI – Glazed rear doors, hinged for 90° opening	●	●	–	●
Doors – rear liftgate (in lieu of rear doors) (not available with high roof) (not available on 270S Series for Base and Trend DCIV)	○	○	○	○
Quickclear heated windscreen	□	●	●	●
Running boards (only available with sliding side load door) (Double Cab-in-Van and Kombi MI only)	○	○	–	–
Side windows, Van – Second row, passenger's side, fixed (standard on Kombi MI)	○	○	○	○
Side windows, Double Cab-in-Van, Kombi MI – Second row, flip-open (standard on Double Cab-in-Van, optional on Kombi MI, N/A on Van)	○	○	–	–
Side windows, Kombi MI – Third row, driver and passenger's side, fixed	●	●	–	–
Wipers – Front, variable/intermittent with electric wash (N/A on Kombi MI Trend and Sport, N/A on DCIV Trend, Limited and Sport)	●	●	–	–
Wipers – Automatic with rain sensor (includes automatic headlights)	□	●	●	●
Wipers – Rear with auto reverse wipe and electric wash (only available with glazed rear doors or tailgate) (Standard on Kombi MI) (not available on DCIV Sport and DCIV 270S)	○	○	–	–
Parking distance sensor, front and rear (includes front fog lights on Base)	○	●	●	●
Rear window ladder (only available with hinged rear doors)	○	○	○	○
Option packs				
Visibility Pack Low – Quickclear heated windscreen, washer fluid sensor, and electrically-operated and heated door mirrors	○	–	–	–
Visibility Pack 3 – Lane Keeping Alert (including heated windscreen, Auto High Beam and Driver Alert), rear-view camera, washer fluid sensor, high series instrument cluster, electrically-operated and heated power-foldable door mirrors, auto headlights, autowipers, front fog lights, leather-trimmed steering wheel, cruise control with adjustable speed limiter, SYNC audio system and variable cluster dimming	–	○	○	●/○

● = Standard, ○ = Option, at extra cost, ○ + = Option, at no extra cost. □ = Part of an option pack, at extra cost.

*Not available Kombi MI.

Interior design features and interior lighting

	Base	Trend	Limited	Sport
Design features				
Floor covering – Cab, easy-clean rubber (Van)	●	●	●	●
Floor covering – Full length, easy-clean rubber (Kombi MI) (optional on Double Cab-in-Van only)	●/○	●/○	–	–
Floor covering – Extended to bulkhead, easy-clean rubber (Double Cab-in-Van only)	●	●	–	–
Floor covering – Extended to bulkhead, carpet, with easy clean rubber after bulkhead (Double Cab-in-Van only)	–	–	●	●
Headlining – Cab, moulded (Van only)	●	●	●	●
Headlining – Extended, moulded (Double Cab-in-Van only)	●	●	●	●
Headlining – Full length, moulded (Kombi MI only)	●	●	–	–
Steering wheel – 4-spoke polyurethane	●	–	–	–
Steering wheel – 4-spoke leather-trimmed	□	●	●	●
Interior lighting				
Courtesy lights – Header-mounted, front with theatre dimming	●	–	–	–
Courtesy lights – Header-mounted, front map lights, with theatre dimming	–	●	●	●
Courtesy lights – Footwell illumination (side load door only) (not available on Base Van)	–/●	●	●	●
Courtesy lights – Rear seat courtesy lights with theatre dimming (Kombi MI and Double Cab-in Van only)	●	●	●	●
Loadspace compartment lights	●	●	●	●
Loadspace compartment lights – LED (Van and Double Cab-in-Van only)	○	○	○	○
Interior lighting/battery saver – 30 minutes	●	●	●	●

● = Standard, ○ = Option, at extra cost, □ = Part of option pack, at extra cost.

Interior features

	Base	Trend	Limited	Sport
Audio and communication systems				
Audio – Pre-equipment pack (includes speakers and antenna, but no head unit)	○	-	-	-
Ford Connected Audio System, Bluetooth® Hands-Free Phone and Voice Control System with USB/iPod® connectivity port and iPod® functionality, remote audio controls, four front speakers (two woofers and two tweeters) (ICE Pack 2)	●	-	-	-
Ford Connected Audio System with DAB, Bluetooth® Hands-Free Phone and Voice Control System with USB/iPod® connectivity port and iPod® functionality, remote audio controls, four front speakers (two woofers and two tweeters) (ICE Pack 3)	○	-	-	-
Radio/CD, SYNC (includes Emergency Assistance*) 4" TFT display, Bluetooth®, Voice Control, AppLink, audible text messaging and privacy mode, USB connectivity port with iPod® functionality, remote audio controls, four front speakers (two woofers and two tweeters) (ICE Pack 8)	○	●	-	-
Radio/CD with DAB, SYNC (includes Emergency Assistance*) 4" TFT display, Bluetooth®, Voice Control, AppLink, audible text messaging and privacy mode, USB connectivity port with iPod® functionality, remote audio controls, four front speakers (two woofers and two tweeters) (ICE Pack 9)	○	○	●	●
Radio/CD/SD-navigation system with DAB, SYNC (includes Emergency Assistance*) 5" TFT display, Bluetooth®, Voice Control, AppLink, audible text messaging and privacy mode, USB connectivity port with iPod® functionality, remote audio controls, four front speakers (two woofers and two tweeters) (ICE Pack 11)	○	○	○	-
Radio/CD/SD-navigation system with DAB, SYNC (includes Emergency Assistance*) 5" TFT display, rear view camera, extended integrated control panel, with Voice Control and AppLink (includes Emergency Assistance**), Bluetooth® and Voice Control and audible text messaging, USB and Privacy Mode, USB connectivity port with iPod® functionality, remote audio controls, four front speakers (two woofers and two tweeters) (ICE Pack 40)	○	○	○	○
Instruments and controls				
Trip computer (distance to empty, instant and average fuel consumption, average speed, outside temperature)	●	●	●	●
Water in fuel filter with sensor	●	●	●	●
Battery – Single Improved Flooded (IF), Cold start (-20°C) (Van and Double Cab-in-Van only)	●	●	●	●
Battery – Single High Performance deep-cycle AGM (80 Ah capacity, 800 CCA battery) (Kombi M1 only)	●	●	-	-
Battery – Twin High Performance deep-cycle AGM batteries (2 x 80 Ah capacity, 800 CCA batteries)	○	○	○	○
Tachograph – Digital, electronic, 24-hour (requires additional batteries - refer to order guide)	○	○	○	○
Alternator – Standard Duty (165 Amp)	●	●	●	●
Alternator – Extra Heavy Duty (240 Amp)	○	○	○	○

● = Standard, ○ = Option, at extra cost, □ = Part of option pack, at extra cost.

*Not available on Kombi M1. **Van and DCiV only.

*Ford Emergency Assistance is an innovative SYNC feature that uses a Bluetooth®-paired and connected mobile phone to help vehicle occupants initiate a direct call to the local Communications Centre, following a vehicle crash event involving an airbag deployment or fuel pump shut off. The feature operates in more than 40 European countries and regions. **Note:** The Bluetooth® word mark and logos are owned by the Bluetooth SIG, Inc. and any use of such marks by Ford Motor Company is under licence. Other trademarks and trade names are those of their respective owners.

Control at your fingertips

Remote audio controls

Keep your hands on the wheel and your music on the right track. (Remote audio controls are standard when fitted with Ford audio)



You speak...

Welcome to the latest generation of in-vehicle connectivity. **Ford SYNC with Voice Control and AppLink*** offers connectivity so advanced, it lets you play music, make and receive hands-free calls, and even control apps on your smartphone – all with simple voice commands. (Standard on Trend, Limited and Sport, option on Base)



...Ford SYNC responds.

Audible SMS

Have your incoming text messages read to you from your connected phone, including commonly-used abbreviations and emoticons, and you can even respond with a choice of 15 preset text messages. Compatible mobile phone required. (Option, part of Ford SYNC).

Navigation

3D map stored on SD card can also show points of interest on a 5" TFT colour screen. Also includes traffic announcements. (Option)

Bluetooth® Audio Streaming

Stream your music collection from your mobile phone or other compatible device to the vehicle's audio system. (Standard)

Emergency Assistance*

Innovative SYNC feature that uses a Bluetooth®-paired and connected mobile phone to help vehicle occupants initiate a direct call to the local Communications Centre (in more than 40 European countries and regions), following a vehicle crash event involving an airbag deployment or fuel pump shut off. (Option, part of Ford SYNC)

Complete connectivity

Ford SYNC with Voice Control and AppLink* lets you operate most popular Bluetooth®-enabled phones, USB drives and even control the apps on your smartphone with remarkable simple voice commands. (Option, part of SYNC)

*Compatible mobile phone required. You can browse a list of AppLink-compatible apps at Ford.co.uk, or via the Ford App Catalog available in iOS and Android stores. SYNC AppLink and Emergency Assistance are not supported by all European languages.

Note The Bluetooth® word mark and logos are owned by the Bluetooth SIG, Inc. and any use of such marks by Ford Motor Company Limited and its associated companies is under licence. Other trademarks and trade names are those of their respective owners.



Interior features

	Base	Trend	Limited	Sport
Seats				
Driver's seat – 8-way (fore/aft; recline; height; and tilt) with armrest	●	-	-	-
Driver's seat – 10-way (fore/aft; recline; height; tilt; and lumbar) with armrest	○	●	-	-
Driver's seat – 10-way heated (fore/aft; recline; height; tilt; and lumbar) with armrest	○	○	●	●
Driver's seat – Power 10-way heated (fore/aft; recline; height; tilt; and lumbar) with armrest	-	-	○	○
Front passenger's seat – Dual, fixed with split lift-up seat cushion for stowage	●	-	-	-
Front passenger's seat – Dual, fixed with split lift-up seat cushion for stowage, fold out table	-	●	-	-
Front passenger's seat – Dual heated (heating to outer seat only), fixed with split lift-up seat cushion for stowage, fold out table(not available on Double Cab-in-Van Sport)	○	○	●	●
Front passenger's seat – Single, 4-way (fore/aft; and recline)	○	○	-	-
Front passenger's seat – Single, 4-way heated (fore/aft; and recline)	○	○	-	-
Front passenger's seat – Single, 8-way heated (fore/aft; recline; height and tilt)(Standard on Double Cab-in-Van Sport)	○	○	○	○
Rear seats – Second row; triple wide seats (2+); Kombi M1 only	●	●	-	-
Rear seats – Second row delete (Kombi M1)	○	○	-	-
Rear seats – Second row; 3-passenger bench with underseat stowage (Double Cab-in-Van only)	●	●	●	●
Rear seats – Third row; triple wide seats (2+); Kombi M1 only	●	●	-	-
Rear seats – Third row delete (Kombi M1 only)	○	○	-	-
Rear seats – Recline and second row armrests (Kombi M1 only)	-	○	-	-
Comfort and convenience				
Heater – Positive Thermal Coefficient (PTC)	●	●	●	●
Air conditioning – Front, filter-air pollen purifier	○	○	●	●
Air conditioning – Rear, includes front air conditioning (Kombi M1 only)	○	○	-	-
Heater – Rear compartment, water (Kombi M1 only)	○	○	-	-
Assist handle – Located on B-pillar (standard on DCIV and Kombi M1)	○	○	○	○
Bottle holder – Twin, 2 litre bottle capacity, fascia-mounted	●	●	●	●
Glovebox – With lid and A4 file storage capability	●	-	-	-
Glovebox – lockable	-	●	●	●
Power point socket – 2 x 12 V (located on instrument panel and in stowage bin)	●	●	●	●
Power point – 150 Watt (230 volt) power converter (requires single AGM battery) (Not available when either SVO A540 or A550 options are specified)	○	○	○	○
Power point socket – 12V (located in rear) (standard on Kombi M1)	○	○	○	○
Smokers' Pack – Cigarette lighter and ash cups	○	○	○	○
Storage – Front door map pockets	●	●	●	●
Storage – Driver's side, storage compartment on fascia top with lift up lid	●	●	●	●
Storage – Underseat stowage compartment (under dual passenger seat)	●	●	●	●
Sunblinds – Rear doors (only available with dual side load doors) (Double Cab-in-Van only)	-	-	○	○
Windows – Electrically operated front with one-touch lowering on driver's side	●	●	●	●
Rear-view camera (includes Trailer Hitch Assist and front and rear parking distance sensors) (image displays in MFD screen)	○	○/□	○/□	●

● = Standard, ○ = Option, at extra cost, □ = Part of option pack, at extra cost.
*Not available on Kombi M1. *Van and DCIV only.



A place for everything

Transit Custom's driver-focused cockpit combines stylish good looks with smart stowage solutions. With plenty of space for bottles, phones and papers, it will help make your workday easy and efficient.

Fully adjustable driver's seat and steering wheel A fully adjustable driver's seat with armrest, and a steering wheel that adjusts to suit your height and arm length, help you find your ideal driving position with ease. (Standard)

Rear-view camera with Trailer Hitch Assist

Select reverse and the image from the rear-view camera displays automatically in the central colour Multi-Functional Display screen. Marker lines overlaid on the camera image indicate where the vehicle is heading. (Standard on Sport, option on other series)

Heated driver and front passenger* seats

(Standard on Limited and Sport, option on Base and Trend)

*Outer front passenger seat only



230-volt power socket

A handy 150 Watt 230V power socket, located between the driver's and passenger seats, can be used to charge tools, laptops or other electrical equipment without the need for special adaptors. (Option)



Interior features

	Base	Trend	Limited	Sport
Load compartment				
Bulkhead – Less (Kombi M1 only)	●	●	-	-
Bulkhead – Delete (Vans only)	○	-	-	-
Bulkhead – Full width steel, unglazed with load-through facility (Van only with dual passenger seat)	●	●	●	●
Bulkhead – Full width steel with window and load-through facility (Van only with dual passenger seat)	○	○	○	○
Bulkhead – Full width steel, unglazed (Van only with single passenger seat)	●	●	●	●
Bulkhead – Full width steel with window (Van only with single passenger seat)	○	○	○	○
Bulkhead – Moulded with window (Double Cab-in-Van only)	●	●	●	●
Complete rear sidewall trim half-height board (standard on Double Cab-in-Van and Kombi M1)	○	●	●	●
Complete rear sidewall trim full-height board (Van only)	□	□	●	●
Easy Clean Load Floor (Van only)	○	●	●	●
Load compartment – DIN 75410 compliant tie-down loops Kombi M1 (2 in L1, 4 in L2)	●	●	-	-
Load compartment – DIN 75410 compliant tie-down loops (8 in Van, 6 in Double Cab-in-Van)	●	●	●	●
Load retention pack (not available DCIV) (cargo stowage side rail)	○	○	○	○
First aid kit	○	○	○	○

● = Standard, ○ = Option, at extra cost, □ = Part of option pack, at extra cost.

Special vehicle options

	SVO Code	Feature Code	Base	Trend	Limited	Sport
Body						
Omit passenger seat (no pedestal; Van only)	A304	BVFDL	○	-	-	-
Orange seat belts (available with single passenger seat, dual passenger seat & less passenger seat)	A305/6/7	BVFDC/D/E	○	○	○	○
Electrical						
Engine RPM speed control (stationary power take off; 1300-3000rpm)	A003	DCNAB	○	○	○	○
Auxiliary fuse panel	A526	JZGAB	○	○	○	○
DPF Manual Regeneration	A660	A6YAB	○	○	○	○
Beacon Preparation Pack – switch and wiring front and rear (includes Auxiliary fuse panel (A526), and Mini Overhead Console - 1DIN)* (Not available with tachograph)*	A606	JZFAC	○	○	○	○
Utility Vehicle Switch Pack – (provides 3 switches for beacon and two power outputs (includes Auxiliary fuse panel (A526), Beacon Preparation Pack A606, and Mini Overhead Console - 1DIN)* (Not available on KombiM1. Not available with tachograph)*	A607	JZDAB	○	○	○	-
High Specification Interface Connector (provides a range of hardwired signals and power for converters (includes auxiliary fuse panel (A526)) (not available with Utility Vehicle Switch Pack (A607))	A608	JZDAE	○	○	○	-


A system for every load

Easy To Clean Load Floor

The tough vinyl floor covering rises 100mm up the sides, allowing the floor to be washed and cleaned easily. (Standard on Trend, Limited and Sport, option on Base)

Sidewall tie-downs

Transit Custom has DIN/ISO compliant tie-down points positioned just above the floor on the side wall of the load space. This makes it easier to secure loads, while keeping the floor clear of obstructions, eliminating dirt traps and allowing the installation of the Easy Clean Load Floor. (Standard)



Special vehicle options

	SVO Code	Feature Code	Base	Trend	Limited	Sport
Trailer tow electrics – (connector and wiring) – without the tow bar	A055	CIDAD	○	○	○	○
Ford Programmable Battery Guard – Patented 10-mode programmable battery guard system capable of protecting Ford and third party batteries. (Not compatible with 230v/150w Power Converter)	A540	JZAAC	○	○	○	○
Convertor – High-power supply system – Meets heavy power-take-off requirements by equipping vehicles with two high performance deep cycle AGM Batteries (2 x 80 Ah), 250 A Alternator, engine RPM speed control and the Ford Programmable Battery Guard (not available with 230 V power converter)	A550	JZXAC	○	○	○	○
Paint						
Special Paint, 140 colours available, consult Dealer for details*	Various	-	○	○	-	-

*Not available with tachograph, as utilises the same 1 DIN console. *SVO paint suffix must be entered at time of ordering. SVO paint pulls self-colour (unpainted) bumpers, bodyside mouldings, mirror housings, and door handles. ○ = Option, at extra cost. ◻ Van and DCIV only.

Integrated fold flat roof rack

Can carry up to 130 kg of cargo (80 kg on Sport) of cargo and folds level with the roof line when not in use. Features load stops and integrated T-slots that are compatible with standard roof rack accessories to maximise the roof rack capability and usability (Option and accessory on H1 models only)

Rear ladder

For easy access to the roof (Max. 125kg, only for rear cargo doors with '80 degree hinges) (Accessory)

Interior roof rack

Two black steel racks hold a maximum of 50 kg and can be fixed in different locations on the inside roof rails in line with the flex floor. (Accessory)

Rear window protection guard

High quality rear window guards help protect your load from theft and keep it secure while on the move. Not suitable for models with rear liftgate. (Option and accessory)

Q-Top®* (Q-Tech) roof gallery

Lightweight aluminium construction allows additional load*. Ideal for transportation of large, long or bulky items and gives you more flexibility in your daily business. (Accessory)

*Please refer to vehicle weight and load specification.

(SWB, max roof load 150 kg, incl. weight of the roof gallery)

Q-Top®* (Q-Tech) ladder roller for Q-Top®* (Q-Tech) roof gallery

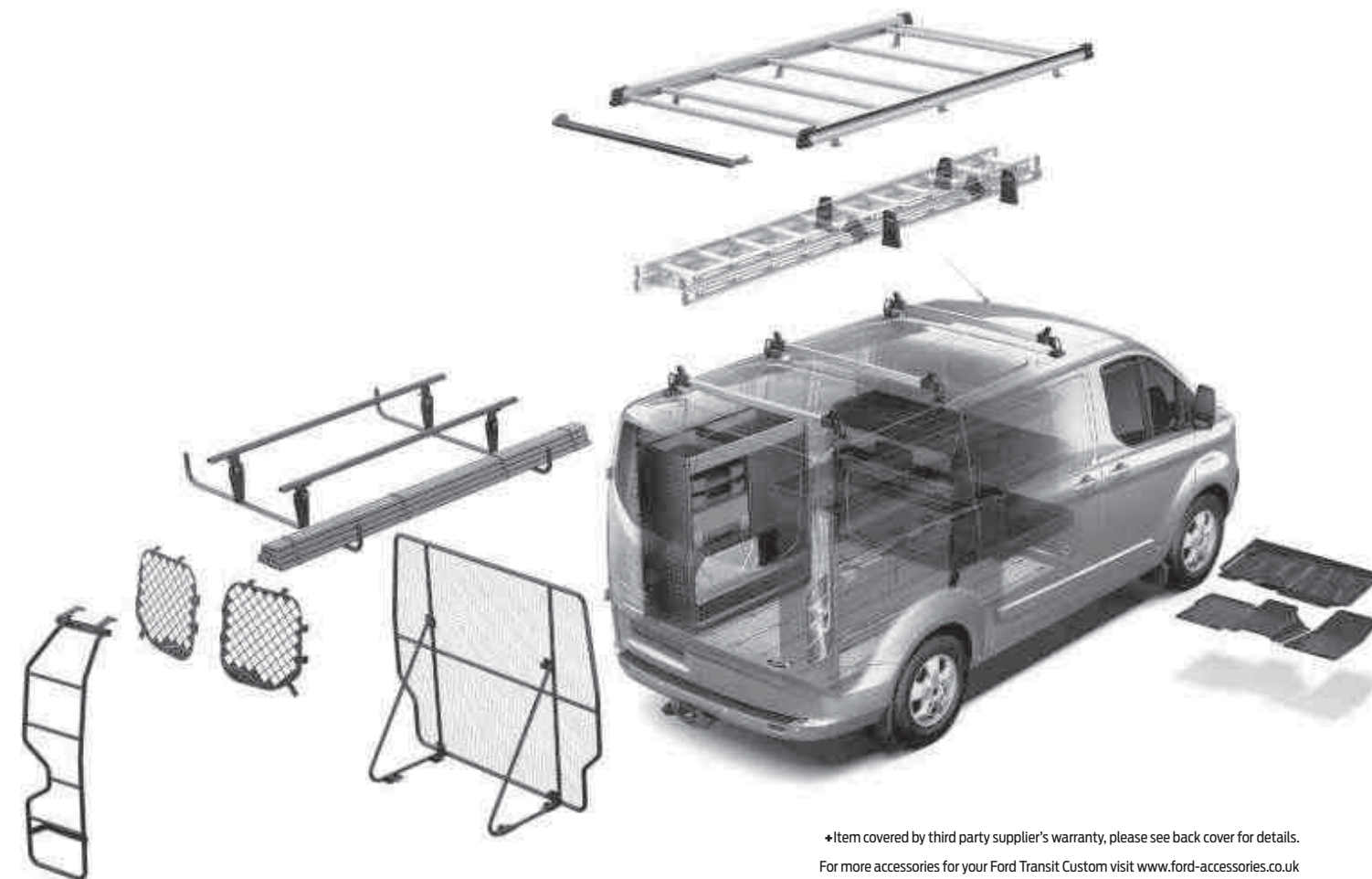
For easier loading (SWB & LWB, 150 cm, fitted on the above roof gallery) (Accessory)

ClimAir®* wind deflectors

Reduces wind turbulence and noise, allowing you a more enjoyable drive with the front windows down, even during light rain and whilst on the move (Accessory)

Rubber floor mats

Rubber floor mats, or all weather mats as they are also known, are tailor-made to fit your vehicle. The heavy-duty synthetic rubberised material protects the interior of your vehicle from mud and dirt. (Accessory)












*Item covered by third party supplier's warranty, please see back cover for details.

For more accessories for your Ford Transit Custom visit www.ford-accessories.co.uk

For a range of Ford branded items – from clothing to lifestyle products and model cars – visit www.fordlifestylecollection.com

Colour and trim

Choose the colour and trim that you think best reflects your business brand.

		
<p>Base Seat insert: Traxon in Charcoal Black Seat bolster: Max in Charcoal Black (Standard)</p>	<p>Base Seat insert: Artec vinyl in Pewter Seat bolster: Prima vinyl in Pewter (Option)</p>	<p>Trend (Van and Kombi M1 only) Seat insert: Lane in Charcoal Black Seat bolster: Max in Charcoal Black (Standard)</p>
		
<p>Trend (Double Cab-in-Van only) Seat insert: Lane in Soft Charcoal Seat bolster: Max in Charcoal Black (Standard)</p>	<p>Limited (Van only) Seat insert: Ecko in Pewter Seat bolster: Max in Charcoal Black (Standard)</p>	<p>Limited (Van only) Seat insert: Ecko in Pewter Seat bolster: Torino leather in Charcoal Black* (Option)</p>
		
<p>Limited (Double Cab-in-Van only) Seat insert: Ecko in Medium Stone Seat bolster: Max in Charcoal Black (Standard)</p>	<p>Limited (Double Cab-in-Van only) Seat insert: Torino leather in Medium Stone* Seat bolster: Torino leather in Medium Stone* (Option)</p>	<p>Sport (Van only) Seat insert: Ecko in Pewter Seat bolster: Torino leather in Charcoal Black* (Standard)</p>



Frozen White
Solid body colour



Race Red
Solid body colour



Blazer Blue
Solid body colour



Moondust Silver
Metallic body colour*



Tectonic Silver
Metallic body colour*



Stratosphere
Metallic body colour*



Magnetic
Metallic body colour*



Deep Impact Blue
Metallic body colour*



Shadow Black
Mica body colour*


The Ford Transit Custom is covered by the Ford Corrosion Protection Warranty for 12 years from the date of first registration. Subject to terms and conditions.
*Metallic and Mica body colours and leather trim are options at extra cost.
Note The vehicle images used are to illustrate body colours only and may not reflect current specification. Colours and trims reproduced within this brochure may vary from the actual colours, due to the limitations of the printing processes used.

Allergy-friendly interior

Transit Custom's interior uses materials that minimise the risk of an allergic reaction. Models fitted with air conditioning also have a high-performance pollen filter to prevent dust and pollen entering the passenger compartment.

12-year perforation warranty

The new Transit Custom owes its durable exterior to a thorough multi-stage painting process. From the wax-injected steel body sections to the hard-wearing top coat, new materials and application processes ensure it will retain its good looks for many years to come.



Making life easy

Our range of finance, service and assistance options is designed with just one thing in mind – making life easy for you.

Ford Transit24

At Ford we recognise the importance of minimising downtime, inconvenience and expense – that's why we provide first-class aftersales support.

When it comes to the service, maintenance and repair of your Ford commercial vehicles, look no further than your nearest Transit Centre. Dedicated to looking after your vehicle, Transit Centres offer specialised workshop equipment, tools and training, and can look after all your service, maintenance and warranty work.

Convenient servicing

While-you-wait servicing Your commercial vehicle can be serviced when it suits you. Late night service appointments are available at least once a week and we respond to 1link online service booking requests within twenty minutes.

Collection and delivery This can be arranged at the time of your service booking for locations within a reasonable travelling time. So that it looks its best, your vehicle will be washed.

Fleet National Pricing Maximum recommended pricing for fleets with over 25 vehicles ensures you get the best price for routine services and fixed- content job.

MOTs and more Transit Centres can handle MOTs (including Class 5 and 7 tests), tachograph servicing and speed limiting (VOSA approved).

Other benefits

Ford parts availability Ford will endeavour to ensure any parts required will either be in stock or delivered anywhere on the UK mainland by 9am the next working day.

Genuine Ford parts quality All parts are designed and engineered by Ford, to Ford standards. Parts fitted to a vehicle outside of warranty carry a 'fitted in service' parts warranty.

Ford diagnostics For speedy and accurate fault diagnosis, we provide a sophisticated, internet- linked vehicle diagnostics system.

Ford trained technicians Ford commercial vehicle dealers have Ford-trained technicians, supported by online technical information and a Ford technical hotline.

Unscheduled repairs When your commercial vehicles aren't working, neither are your drivers. Our priority is to get your vehicle back on the road as quickly and as efficiently as possible.

Priority treatment for urgent repairs Initial diagnosis on urgent (vehicle off-road) repairs is carried out on arrival, with parts ordered within two hours of arrival – especially helpful when a replacement vehicle won't do. We aim to complete most repairs the same working day.

Dedicated backup from Ford

Ford Fleet Electronic Recall Programme This simplifies the process of recalls and improves communications with the operators of affected vehicles.

Ford Fleet Service Centre A dedicated team of experienced service advisors to assist with your aftersales issues.

Ford Fleet Accident Management Whatever the make of the vehicle, we offer a free, ethical and comprehensive accident management programme.

Efficiency, accuracy and convenience are at the heart of the Ford Transit24 commercial vehicle service promise. So, whether it's servicing, maintenance or repair you need, be sure to come and see us.

For more information and to find your nearest Transit Service Dealer, visit the aftersales support section at www.ford.co.uk/fordfleet

Commercial Vehicle Finance

When it comes to financing your Ford Commercial Vehicle, our size and expertise means we're well placed to provide you with a wide range of finance products.

Ford Credit*: Provides a range of finance plans for Commercial Vehicle customers interested in owning their vehicle.

Ford Lease^: Specialises in contract hire and leasing and provides an alternative range of finance plans which can be tailored to suit your business. Business users only.

Important Information:

*Ford Credit: Finance subject to status. Guarantees may be required. Freepost Ford Credit.

Ford Credit is a trading style of FCE Bank plc, which is authorised by the Prudential Regulation Authority and regulated by the Financial Conduct Authority and Prudential Regulation Authority under firm reference number 204469.

^Ford Lease: Ford Lease is provided by ALD Automotive Ltd, trading as Ford Lease, BS16 3JA. ALD Automotive is registered in England No. 987418. For the purposes of the Data Protection Act 1998 the data controllers in relation to any information you supply are Ford Motor Company Limited, FCE Bank Plc and ALD Automotive. Finance subject to status. Guarantees and indemnities may be required. ALD Automotive is authorised and regulated by the Financial Conduct Authority in respect of general insurance products. Ford Lease is a registered trademark of Ford Motor Company Limited.

Services

To find the location of your nearest Transit Centre simply visit the Ford Dealer locator at www.fordvans.co.uk

Ford Warranty Every new Ford Fiesta Van and Ford Ranger is protected by a 3-year/ 60,000 mile* warranty^o.

Ford Transit, Transit/Tourneo Custom, Transit/Tourneo Connect and Transit Courier are protected by a 3-year/100,000 mile warranty^o.

Ford Transit Chassis Cab One-Stop bodywork is covered by a 3-year/ 100,000 mile warranty^o and a 3-year Perforation Warranty provided by the bodywork supplier.

Ford Perforation Warranty Ford Ranger, Transit, Transit/Tourneo Custom, Transit/Tourneo Connect, Transit Courier and Fiesta Van are covered by the Ford Perforation Warranty^o for 12 years from the date of first registration. Please see your Ford Transit Specialist Dealer for details.

Ford Assistance Ford Transit, Transit Custom, Transit Connect and Ranger are supplied with a minimum of a 1-year Ford Assistance roadside package. Further details are available either on www.ford.co.uk or from your local Ford Dealer.

Ford Accident Repair Centres Approved Ford Accident Repair Centres meet rigorous Ford standards and are the best place to return your vehicle to its pre-accident condition.

Contacts

Ford Customer Relationship Centre In the unlikely event that your Ford Dealer can't help you or if you need to speak to us directly, call 0203 564 4444 at local rates.

Ford Rental – local service nationwide Car and Van rental from our latest model range. Contact your local Ford Dealer for more information.

Ford Motability Call our Ford Motability team on 0345 6040019

* year 1- unlimited mileage

^o Subject to terms and conditions



MY 2017.5 GBR en

Illustrations, descriptions and specifications. This catalogue was correct at the time of going to print. However, Ford policy is one of continuous product development. The right is reserved to change specifications, colours and prices of the models and items illustrated and described in this publication at any time. For the latest details always consult your Ford Dealer. **Optional equipment.** Throughout this publication, wherever a feature is described as being an 'Option' or 'Option Fitment/Pack' etc, you should assume that it will be at extra cost to the base vehicle, unless specifically stated to the contrary. All models and colour combinations are subject to availability. **Note.** Some images portrayed are of a pre-production model and/or are computer generated, therefore, the design/features on the final version of the vehicle may differ in various respects. In addition, some of the features shown on the vehicles may be optional. **Note.** This brochure contains both original Ford accessories as well as a range of products from our suppliers. **+** The identified accessories are carefully selected third party supplier branded accessories which do not come with a Ford warranty but are covered by the third party supplier's own warranty, the details of which can be obtained from your Ford Dealer. **Note.** The Bluetooth® word mark and logos are owned by the Bluetooth SIG, Inc. and any use of such marks by Ford Motor Company is under licence. The iPod word mark and logos are the property of Apple Inc. Other trademarks and trade names are those of their respective owners. **Note.** Some driver assistance features and safety features described in this brochure are designed to function using sensors, whose performance may be affected under certain weather or environmental conditions.

The Government fuel figures do not express or imply any guarantee of the fuel consumption of any particular vehicle. The vehicles themselves have not been tested and there are inevitably differences between individual vehicles of the same model. In addition, a vehicle may incorporate particular modifications. Furthermore, the driver's style and road and traffic conditions, as well as the extent to which the vehicle has been driven and the standard of maintenance, will affect its fuel consumption. Insurance groups are only as recommended by the Association of British Insurers. You should always consult your insurance adviser for confirmation.



Ford and BP – working together to reduce fuel consumption and emissions.



When you have finished with this brochure please recycle it.



EURO NCAP advanced
2012 Reward for Ford SYNC with Emergency Assistance

EURO NCAP advanced
2012 Reward for Ford Lane Keeping Alert

Published by Ford Motor Company Limited, Brentwood, Essex, England. Registered in England No. 235446.

FA 1573/6
BJN 205321. FoE: H55E.
PN 677513/0417/15m/GBR en
March 2017.
© Ford Motor Company Limited.

www.ford.co.uk

Ford One Call

In the unlikely event that your Ford Dealer can't help you or if you need to speak to us directly, call 0203 564 4444

Ford Rental – local service nationwide

Car and Van rental from our latest model range. Contact your local Ford Dealer for more information

Ford Motability

Call our Ford Motability team on 0345 6040019

Finance

Ford Credit Customer Services 0345 712 5490
Ford Lease Customer Services 0344 6001405
Calls to 0344 and 0345 numbers are charged at the same rate as a standard 01 or 02 geographic number, even when calling from a mobile.