

OUTBACK



SUBARU

Confidence in Motion





OUTBACK. THE RUGGED ESTATE.

Supremely capable. Spacious and practical. Incredibly safe and unfalteringly reliable. In its sixth incarnation, the car that originally created the All-Wheel-Drive Crossover segment - the SUBARU Outback - is now even more refined and better-equipped than ever.

Whether traversing a muddy field or cornering on a rain-soaked road, permanent Symmetrical All-Wheel Drive achieves confident, sure-footed grip. A 2.5L Boxer petrol engine with Lineartronic Continuously Variable Transmission means smooth, effortless acceleration and cruising. The latest SUBARU safety technologies, standard across the range, keep you and your family safe - so you can embark on any journey with complete peace of mind.

ENGINEERED FOR SAFE PERFORMANCE.

Safety is in the Outback's DNA. The weight of the low, centrally mounted Boxer engine is distributed evenly, enhancing handling, whilst permanent Symmetrical All-Wheel Drive ensures traction at every wheel and at all times to keep you firmly in control.

SUBARU's latest safety systems protect you. As you drive, EyeSight* driver assist technology monitors the road ahead to warn of hazards - and even mitigate a potential collision. SUBARU Rear Vehicle Detection monitors rear blind spots, making lane changes and reversing out of parking spaces safer. Headlights are steering responsive, matching the steering direction to illuminate corners as you turn. For the best visibility without dazzling oncoming traffic, High Beam Assist automatically controls the selection of main or dipped beam.

*EyeSight is a driving support system which may not operate optimally under all driving conditions or for all objects. The driver is always responsible for safe and attentive driving and observance of traffic regulations. See Owner's Manual for complete details on system operation and limitations.





EFFORTLESS CAPABILITY.

Outback constantly reassures. Symmetrical All-Wheel Drive permanently powers all four wheels: expect outstanding grip and confident control in rain, snow or slippery conditions - both on and off road. A 200mm ground clearance dismisses uneven ground so you can negotiate rocky, rutted tracks or ford shallow streams. Hitch up a loaded trailer or caravan without a thought - Outback tows up to 2000kg with ease.



X-MODE WITH HILL DESCENT CONTROL.

Steep, wet or slippery terrain is challenging. X-MODE gives you reliable control at the push of a button, taking command of the engine, transmission, Symmetrical All-Wheel Drive, brakes, and other components to help you navigate extreme terrain confidently. When X-MODE is activated, Hill Descent Control automatically maintains a constant speed when travelling downhill: all you have to do is steer.



A GREAT INTERIOR TO ENJOY THE GREAT OUTDOORS.

The luxurious Outback cabin combines feature-rich functionality with comfort, refinement and style. Gently contoured seats, available in fabric or leather upholstery*, offer passengers the perfect support. Essential driving information is just a glance away. As well as navigation instructions, the touchscreen can show front and side views from external cameras to aid manoeuvring and parking.

*Dependent on model.



Paddle Shifters

For a more engaging experience, use the paddle shifters to enjoy sequential manual gear changes.



SI-DRIVE

To support your driving style, SUBARU Intelligent Drive (SI-DRIVE) can adjust the throttle and gear-shifting response to give you immediate power and agility on demand.



Sport Mode

This highly responsive mode is well suited for all-round conditions with its immediate acceleration. It's also ideal for enjoying winding roads.





Intelligent Mode

Offering gentle power delivery, this mode is ideal for cruising around town, covering long distances, or achieving optimum fuel economy. It also provides flexible control in the rain or on snowy roads.

LIFE IS VARIED. STAY FLEXIBLE WITH OUTBACK.

Life's demands can be varied. So it's good to know the Outback can easily adapt to meet them. At the push of a button, the powered rear tailgate*¹ gives you instant access to the boot area, making it even easier to load up and go.



1. Powered Rear Tailgate Switch Under Dashboard*¹ 2. Powered Rear Tailgate Switch*¹
3. Roof Rails*²

*¹Powered Rear Tailgate available on SE Premium models only.

*²Requires purchase of optional accessory attachments to carry items on the longitudinal roof rails.



Luggage and Seat Combinations

Space gives you choice. There's ample room for up to four 80-litre suitcases, and the flat floor helps to accommodate large, bulky loads with ease. You can also change the seating configuration in an instant – thanks to the 60/40 folding rear seats – allowing you to carry large items along with passengers as needed.



AN INTERIOR THAT ENHANCES EVERY JOURNEY.

Relax and enjoy the ride. Premium materials and useful technology make every journey in the Outback a pleasure.



1. Power-sliding, tilt-adjustable sunroof*

Let in the sky with the large sunroof. The inner sliding sunroof includes tilt-up and auto-reverse features to bring in plenty of light at your command.



2. Comfortable Rear Seats

The cabin of the Outback was designed to provide ample space for rear passengers. Reclining rear seats offer enhanced comfort on longer drives.



3. Centre Console Box

The large centre console box can now hold more than ever. It even has specially created holders for cards, pens and coins.



4. Lighting

A blue illuminated interior light lends a cool, sophisticated feel to the Outback. The cup holder and console box also have the welcoming blue glow, making them easier to find in the dark.

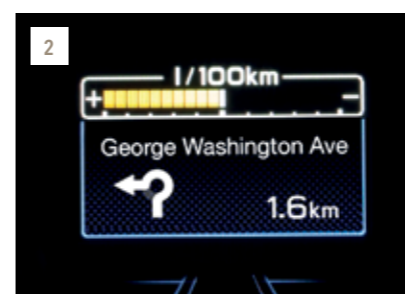
* Available on SE Premium models only.





TECHNOLOGY THAT KEEPS YOU IN CONTROL.

The SUBARU Outback is equipped with a next-generation infotainment system that keeps you connected wherever you go. The multi-function colour touchscreen provides intuitive access to navigation, connected devices, audio sources and key vehicle stats. Additional vehicle and EyeSight information is shown on the 5" LCD screen. These displays all improve convenience, safety, and enjoyment. In touch and in control - that's how you'll always feel inside Outback.



1. Front and Side View Monitors

The front grille camera monitors a 180° area in front of the vehicle that would usually be in the driver's blind spot. These images are displayed on the touchscreen to aid manoeuvring at junctions or when parking against a wall.

The side view monitor, mounted at the base of the passenger door mirror, displays blind spots diagonally in front of the passenger side to help when manoeuvring close to an object, navigating narrow roads, passing oncoming cars or parking. To help judge distances, guidelines overlay all camera images.

2. Satellite Navigation

As well as displaying clear navigation directions on the touchscreen, turn-by-turn instructions and distances also appear on the LCD centre display, making it even easier to find your way.



3. Apple CarPlay™ and Android Auto™*

Apple CarPlay™ and Android Auto™ mirror compatible apps from your smartphone onto Outback's touchscreen, allowing you to make phone calls and dictate text messages hands-free, reducing distractions when you're on the road.

*This functionality uses your smartphone's data.

SUBARU CORE TECHNOLOGY

SUBARU's core technologies define what makes a SUBARU a SUBARU - and the unique driving experience that only our vehicles can provide. These core systems enable SUBARU vehicles to live up to the brand's exceptional standards of performance, comfort, safety, and reliability. They also underpin SUBARU's promise to deliver both driving enjoyment and peace of mind.

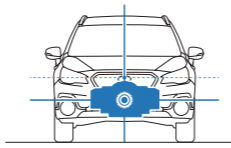
BOXER ENGINE

The horizontally-opposed configuration of the SUBARU Boxer engine places pistons 180 degrees apart for a lower, flatter profile than other engine types. One of the main benefits of this configuration is that the pistons' movements naturally counteract each other, helping to reduce vibration and noise and delivering a smoother driving experience. The engine's shape and unique piston movement allow it to be installed lower down and further back than a conventional engine, giving the whole car a low centre of gravity and balanced weight distribution for exceptional handling and poise.

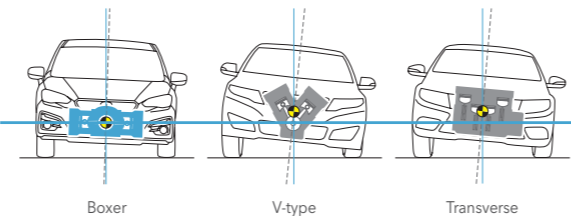


A perfectly-balanced configuration

The design, shape and position of the Boxer engine results in the car having a very balanced weight distribution. This contributes to the car's excellent handling and offers increased stability compared to V or transverse engine types. The Boxer engine, with its unique configuration, sits low in the chassis and is located further back allowing engine weight to be more evenly distributed over all four wheels.



In contrast, V and transverse engine positioning is restricted by the bulkhead. They have to sit further forward, compromising the vehicle's balance and stability. In addition, V-type engine weight is positioned above the wheel line making it top heavy. Transverse engine weight is positioned above the wheel line and is also heavier on one side. Boxer engine weight is positioned centrally in line with the wheels, making a rigid structure that is resistant to side to side motion and body roll when cornering.



SYMMETRICAL ALL-WHEEL DRIVE

SUBARU's permanent Symmetrical AWD maximises handling and enhances control on all roads in almost any conditions. Unlike any other all-wheel drive configuration, the engine, transmission and propshaft are positioned in a symmetrical straight-line layout which provides a direct route for traction and delivers a maximum transfer of power to all four wheels at all times. The driveshafts are similar lengths, reducing torque steer and eliminating the need for additional controls or weights to be added as the symmetrical design is inherently stable, producing natural balance and performance for a safer ride.



LINEARTRONIC

SUBARU Lineartronic is a Continuously Variable Transmission that moves between a span of gear ratios to provide smooth acceleration while keeping the engine at its optimal rev range. Lineartronic works particularly well with Symmetrical AWD as it preserves momentum that is often lost during gear changes on a manual or traditional automatic transmission. When the clutch pedal is depressed on a manual or the lock up clutch is released on a normal automatic, you break power to the wheels causing them to slow and lose performance. In contrast, Lineartronic helps to maintain traction by continuously providing power to the wheels at all times.






SUBARU'S WORLD-LEADING DRIVER ASSIST TECHNOLOGY

At SUBARU, we believe in all-around safety. An important part of that is pre-collision safety: making every effort to ensure an accident never happens. That's why we created EyeSight*, SUBARU's cutting-edge driving support system. Like a second pair of eyes for the road ahead, EyeSight uses two stereo cameras capturing three-dimensional colour images with excellent image recognition, nearly as capable as the human eye. More accurate than traditional camera and sensor technologies, EyeSight uses images from both cameras to precisely determine shape, speed and distance, meaning it not only detects vehicles but also motorbikes, bicycles and pedestrians*. When a potential hazard is identified, it warns the driver and even applies the brakes if necessary, to help avoid an accident. With excellent safety performance, EyeSight gives the driver ultimate peace of mind.



Field of vision range from EyeSight (not an actual measurement).



1. Adaptive Cruise Control

Adaptive Cruise Control allows the driver to set vehicle speed and distance to the car in front. It constantly monitors distance and speed then adjusts the engine, transmission and brakes accordingly to maintain speed in line with the traffic flow. Designed for use on motorways and similar roads, Adaptive Cruise Control improves driver comfort and convenience on long drives.

2. Lane Sway and Departure Warning

Lane Sway and Departure Warning will alert the driver with a visual and audible warning if the vehicle sways or departs its lane without indicating.

3. Lead Vehicle Start Alert

It's easy to become distracted when waiting in stationary traffic. EyeSight will prompt the driver to notice that vehicles in front have started moving again with a buzzer and a flashing indicator.

4. Lane Keep Assist

Lane Keep Assist will offer gentle steering control if the vehicle is about to deviate from its lane at approximately 40 mph or above.

5. Pre-Collision Braking System

The Pre-collision Braking System activates visual and audible warnings to alert the driver of a potential collision. If the driver fails to take evasive action, the brakes will be applied automatically to either prevent an accident entirely or reduce the severity of an impact depending on speed. If the driver brakes but does not apply enough pressure, the system will increase braking force.

6. Pre-Collision Throttle Management

If the car is parked facing an obstacle, EyeSight will give the driver a visual and audible warning if they accidentally select drive instead of reverse. The system will also cut engine output to help avoid a frontal collision.

*EyeSight is a driving support system which may not operate optimally under all driving conditions or for all objects. The driver is always responsible for safe and attentive driving and observance of traffic regulations. See Owner's Manual for complete details on system operation and limitations for EyeSight including functions in this brochure.

ACTIVE SAFETY

01 SUBARU Rear Vehicle Detection*1

SUBARU Rear Vehicle Detection (SRVD) includes Blind Spot Monitoring, Lane Change Assist & Rear Cross Traffic Alert. Sensors placed at the rear of the vehicle alert you to vehicles in your blind spots for safer lane changes and can also warn you of potential collision danger when reversing out of a parking space.

03 Vehicle Dynamics Control

Vehicle Dynamics Control (VDC) monitors and analyses if the vehicle is following the driver's intended course via an array of sensors. If the vehicle approaches the limits of stability while cornering or avoiding an obstacle, the AWD torque distribution, engine output and brakes at each wheel are adjusted to assist in keeping the vehicle on course.

05 Visibility

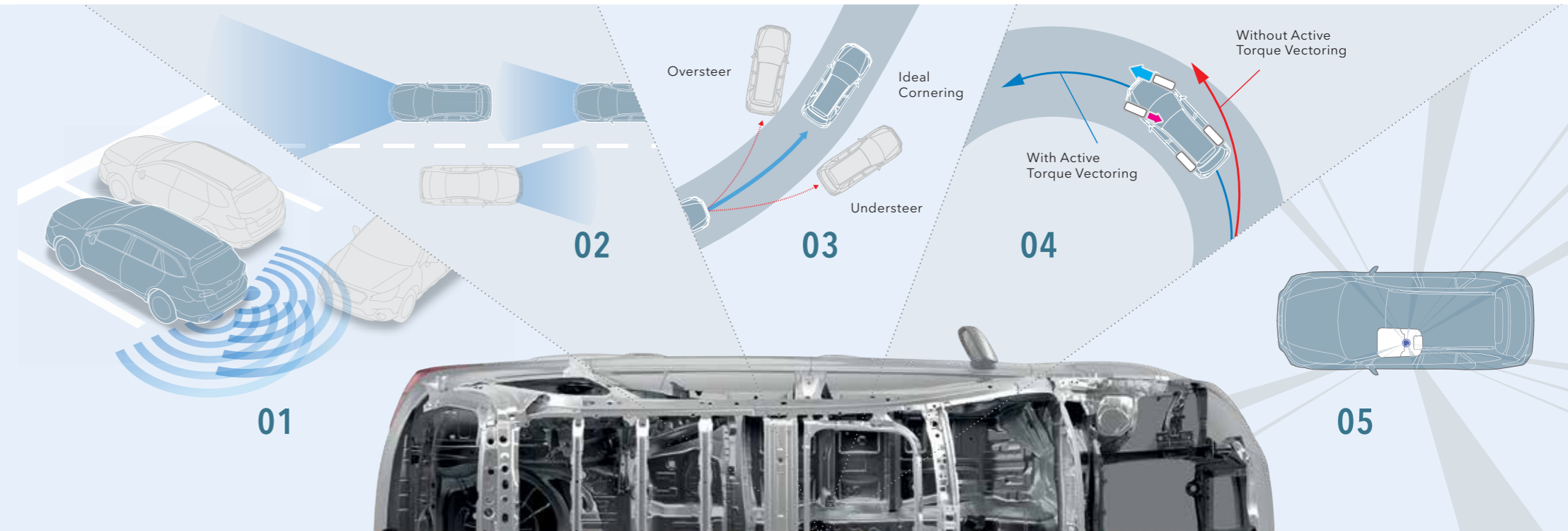
Design improvements have been made with the viewing angle of the driver in mind to decrease the blind spot area and offer better visibility.

02 High Beam Assist*1

High Beam Assist (HBA) increases visibility and safety when driving at night by automatically toggling the high beams on and off when oncoming traffic is detected.

04 Active Torque Vectoring

When cornering, Active Torque Vectoring applies the brakes and distributes less torque to the inside wheels and more torque to the outside wheels. It helps make a sharp turn and handling more precise. In combination with the Vehicle Dynamics Control System, it helps to keep you out of harm's way and gives you a comforting sense of security.



PASSIVE SAFETY

06 Cabin-Protecting Layout

In the event of a collision, the low-mounted engine and gearbox are designed to both absorb the impact and drop safely below the passenger compartment, protecting occupants' legs. To allow for this movement, the cradle securing the engine is engineered to collapse, allowing the engine to slide downwards.

08 Ring-Shaped Reinforcement Frame

The Ring-shaped Reinforcement Frame strengthens the passenger cabin from the roof to the doors, pillars and floor. This design helps to divert and dissipate impact energy away from the occupants in a collision. It also contributes to strengthening and lightening the chassis, leading to greater, reinforced protection.

10 Front Seatbelts with Pretensioners and Load Limiters

Height-adjustable front seatbelts feature pretensioners to hold passengers firmly in place, and load limiters that help protect the chest from undue forces.

07 SRS Airbags*2

Front SRS*2 airbags, front side SRS*2 airbags, curtain SRS*2 airbags, and a knee SRS*2 airbag are standard on Outback to give all passengers a higher level of protection in the event of a collision.

09 Head Restraints on Front Seats

Adjustable for both height and angle, head restraints are designed to accommodate the comfort preference and height of each passenger.



*1 The driver is always responsible for safe and attentive driving and observance of traffic regulations. Please do not depend solely on SUBARU Rear Vehicle Detection or High Beam Assist for safe driving. There are limitations to the recognition features of these systems. See Owner's Manual for complete details on system operation and limitations.
*2 SRS: Supplemental Restraint System. Must be used with seatbelts.



1. LED Steering Responsive Headlights
 Powered by LEDs, these bi-functional headlights combine low and high beams and are steering responsive, ensuring good visibility around corners at night.

2. Front Fog Lamps
 These efficient lamps reduce glare in fog for added safety.



3. 18" Aluminium-alloy Wheels*1
 Multi-spoke 18" aluminium-alloy wheels have an exclusive, rugged appearance and an aerodynamic design.

4. Roof Spoiler
 Sophisticated and aerodynamic, the roof spoiler of the Outback is integrated seamlessly into the rear tailgate. The rear lip, detailed in black, helps conceal any accidental scuffs when loading luggage on the roof carrier*2.





5. Keyless Entry with Push-button Start System
 With the key fob in your possession, you can unlock the front doors or boot by just gripping the handle and start the engine with the push of a button.

6. USB Ports (Front and Rear)
 Keep all your electronic devices fully charged with easily-accessed USB power ports for both front and rear passengers.

7. 8-way Power Adjustable Driver's Seat (with Lumbar Support)
 Find your ideal driving position with this 8-way power adjustable driver's seat.

8. Reversing Camera
 When you engage reverse gear, the reversing camera displays a live colour image along with guidelines to assist in parking manoeuvres.



CRYSTAL WHITE PEARL ICE SILVER METALLIC STORM GREY METALLIC MAGNETITE GREY METALLIC



TUNGSTEN METALLIC DARK BLUE PEARL OAK BROWN PEARL*1



BLACK LEATHER*1 SEAT BACKING / SEAT TRIM DECORATIVE PANEL IVORY LEATHER*3 SEAT BACKING / SEAT TRIM DECORATIVE PANEL BLACK FABRIC*4 SEAT BACKING / SEAT TRIM DECORATIVE PANEL

*1 Available on SE Premium models only.
 *2 Requires purchase of optional accessory attachments to carry items on the longitudinal roof rails.
 *3 Available on Oak Brown Pearl and Dark Blue Pearl SE Premium models only.
 *4 Available on SE models only.

OUTBACK 2.5i SE

Dimensions: L x W x H: 4820 x 1840 (excluding mirrors) x 1605 mm
Engine: Horizontally opposed, 4-cylinder, DOHC, 16-valve, petrol
Capacity: 2498 cc
Max Output: 175 PS @ 5,800 rpm
Max Torque: 235 Nm @ 4,000 rpm
Transmission: Lineartronic, AWD



DARK BLUE PEARL



OUTBACK 2.5i SE Premium

Dimensions: L x W x H: 4820 x 1840 (excluding mirrors) x 1605 mm
Engine: Horizontally opposed, 4-cylinder, DOHC, 16-valve, petrol
Capacity: 2498 cc
Max Output: 175 PS @ 5,800 rpm
Max Torque: 235 Nm @ 4,000 rpm
Transmission: Lineartronic, AWD



TUNGSTEN METALLIC



MAKE IT PERSONAL.

Whilst every Outback comes generously equipped, SUBARU accessories are the perfect way to tailor your SUBARU to your life and your style. Whether you want to add convenience, enhance functionality, or personalise your Outback's appearance, SUBARU accessories are designed to provide the same fit and quality as your SUBARU vehicle. For more details, ask for the accessory brochure or visit your nearest SUBARU retailer.



Front Resin Underguard
57731AL730



Side Resin Underguard
E265EAL000



Rear Resin Underguard
SEFHAL3100



Engine Underguard, Aluminium
E515EAL100



Carrier Base
E365EAL000



Wheel Arch Extensions
E2010AL200



Splash Guard
Front: J101CAL101
Rear: J101CAL104



Cargo Step Panel (Resin)
E775EAL100



Cargo Tray Low
J515EAL100



Front Grille
J1010AL310

DISCOVER SUBARU

Like to arrange a test drive? After the latest on the SUBARU Outback or other SUBARU models? Looking for your nearest SUBARU showroom? Simply get in touch...



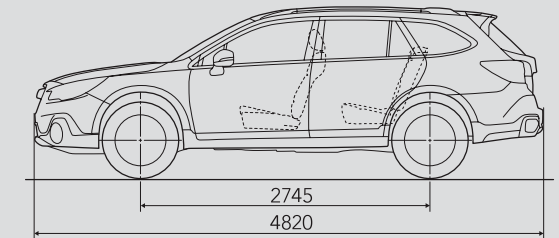
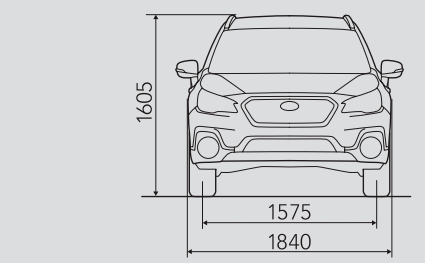
Visit the SUBARU UK website for the latest information about the SUBARU range.
subaru.co.uk



Subscribe to our channel to see the latest SUBARU videos.
youtube.com/officialsubaruuk



Stay connected with the SUBARU UK community and be the first to hear the latest news directly from SUBARU.
facebook.com/OfficialSubaruUK
twitter.com/subaruuk



Dimensions are measured in accordance with standard measurement of SUBARU CORPORATION.

SPECIFICATIONS

Item	SYMMETRICAL ALL-WHEEL DRIVE (AWD)	
	2.5i SE Lineartronic	2.5i SE Premium Lineartronic
	CVT	
EXTERIOR		
Auto on/off headlights	•	•
Automatic rain-sensing windscreen wipers	•	•
LED headlights with auto leveliser	•	•
Steering responsive headlights	•	•
High beam assist	•	•
Pop-up type headlight washers	•	•
Front fog lights	•	•
Rear fog lights	•	•
Power-folding door mirrors with built-in LED indicators	•	•
UV protection glass: windscreen, front and rear side windows	•	•
Privacy glass for rear doors, rear quarters and rear windows	•	•
17" alloy wheels	•	-
18" alloy wheels	-	•
Sunroof - power sliding & tilt-adjustable	-	•
Roof rails	•	•
Roof spoiler	•	•
SEATING & TRIM		
Leather wrapped steering wheel	•	•
Fabric seats	•	-
8-way power adjustable driver's seat with lumbar support	•	-
Manual passenger seat height adjustment	•	-
Leather seats	-	•
8-way power adjustable driver's seat with memory function and lumbar support	-	•
8-way power adjustable passenger seat	-	•
Heated front seats	•	•
60/40 split folding and reclining rear seats	•	•
Rear seat release lever in boot space	•	•
Stainless steel door sill covers	•	•
COMFORT & CONVENIENCE		
Power windows*1	•	•
Remote control central locking	•	•
Keyless entry & push button start system	•	•
Welcome lighting*2	•	•
Electric parking brake	•	•
Map lights	•	•
Illuminated vanity mirrors (driver and front passenger)	•	•
Centre console box	•	•
Front cup holders	•	•
Door pockets with bottle holders	•	•
Rear cup holders (rear centre armrest)	•	•
Rear seat centre armrest	•	•
Fuel lid lock release	•	•
12-volt power outlet (centre console)	•	•
Power tailgate	-	•
Boot hooks	•	•
Luggage hooks	•	•
Retractable parcel shelf	•	•
Boot under floor storage	•	•
Tyre repair kit	•	•
CONTROLS & INSTRUMENTS		
5" LCD screen with electro-luminescent gauges (including EyeSight display)	•	•
Tilt-adjustable/telescopic steering wheel	•	•
Paddle shift	•	•
Cruise control	•	•

Item	SYMMETRICAL ALL-WHEEL DRIVE (AWD)	
	2.5i SE Lineartronic	2.5i SE Premium Lineartronic
	CVT	
ENTERTAINMENT		
SUBARU infotainment and audio system: 1 CD and 6 speakers	•	•
6.5" multi-function colour touchscreen	•	-
8" multi-function colour touchscreen	-	•
Apple CarPlay™ and Android Auto™	•	•
DAB radio	•	•
Satellite navigation	•	•
Voice recognition system	•	•
Steering wheel mounted controls	•	•
Bluetooth®	•	•
Dual front USB ports and auxiliary audio input jack	•	•
Rear USB ports	•	•
Reversing camera	•	•
Front and side view monitor	•	•
CLIMATE CONTROL		
Dual-zone automatic air-conditioning system with anti-dust filter	•	•
Heater ducts for rear passengers	•	•
Front and side defrosters	•	•
Heated door mirrors	•	•
Windscreen wiper de-icer	•	•
Heated rear windscreen with timer	•	•
DRIVABILITY		
SI-DRIVE (SUBARU Intelligent Drive)	•	•
Stop & start system*3	•	•
X-MODE & hill descent control	•	•
Active torque vectoring	•	•
Vehicle dynamics control system (VDC)	•	•
Traction control system	•	•
Auto Vehicle Hold	•	•
SAFETY & SECURITY		
EyeSight – includes: - Adaptive cruise control - Pre-collision braking - Pre-collision throttle management - Lane sway and departure warning - Lane keep assist - Lead vehicle start alert	•	•
SUBARU rear vehicle detection – includes: - Blind spot monitoring - Lane change assist - Rear cross traffic alert	•	•
Front SRS*4 airbags	•	•
Front side SRS*4 airbags (driver and front passenger)	•	•
Curtain SRS*4 airbags	•	•
Knee SRS*4 airbag	•	•
Seatbelt indicator	•	•
Height adjustable front seatbelts with pretensioners and load limiters	•	•
Rear 3-point seat belts for 3 seating positions	•	•
Safety pedal system	•	•
ABS with electronic brake-force distribution	•	•
Brake assist system	•	•
ISO-FIX adapted child seat anchors (with tether anchors)	•	•
Child-proof rear door locking (both sides)	•	•
Thatcham category 1 security system with engine immobiliser	•	•

SPECIFICATIONS

Item	SYMMETRICAL ALL-WHEEL DRIVE (AWD)		
	2.5i SE Lineartronic	2.5i SE Premium Lineartronic	
ENGINE			
Type	Horizontally-opposed, 4-cylinder, 4-stroke, petrol engine		
Valve train	DOHC 16-valve		
Bore/Stroke	mm	94 x 90	
Capacity	cc	2,498	
Compression ratio		10.3	
Fuel system	Multi point sequential injection		
Fuel tank capacity (approx.)	lit.	60	
PERFORMANCE			
Max. power	PS @ rpm	175 @ 5,800	
Max. torque	Nm @ rpm	235 @ 4,000	
Max. speed	mph	123	
Acceleration (0-62 mph)	sec.	10.2	
Fuel consumption*5 (WLTP)	Low	mpg	23.8
	Mid	mpg	34.6
	High	mpg	39.0
	Extra-High	mpg	32.6
	Combined	mpg	33.0
CO ₂ emissions*5	NEDC correlated	g/km	166
DRIVETRAIN			
All-Wheel Drive type	Active torque split AWD system		
DIMENSIONS & WEIGHT			
Overall length	mm	4,820	
Overall width (excluding mirrors)	mm	1,840	
Overall height (with roofrails)	mm	1,605	
Wheelbase	mm	2,745	
Track	Front	mm	1,575
	Rear	mm	1,590
Ground clearance	mm	200	
Boot volume*6	Seats up (to parcel shelf)	lit.	559
	Seats folded (to roof)	lit.	1,848
Seating capacity	persons	5	
Kerb weight	kg	1,593	1,621
Towing capacity	kg	2,000	
TRANSMISSION			
Gear ratio	D range (Lineartronic)	3.601 - 0.513	
	Reverse	3.687	
Final drive axle ratio		4.111	
CHASSIS			
Steering	Electric power-assisted rack-and-pinion		
Suspension (4-wheel independent)	Front	MacPherson struts, lower L-arms, coil springs, stabiliser bar	
	Rear	Double wishbone, coil springs, stabiliser bar	
Turning circle at tyre	m	11.0	
Brakes	Front	Ventilated disc brakes	
	Rear	Ventilated disc brakes	
Tyre/wheel size	225 /65R17, 17 x 7" J		225 /60R18, 18 x 7" J

*1 Driver's side front window has auto up/down function with pinch protection.

*2 Side lights, tail lights and licence plate lights will turn on when exiting the vehicle.

*3 The stop & start system will automatically stop and restart the engine when the car comes to a standstill to reduce fuel consumption and emissions.

*4 SRS: Supplemental Restraint System. Must be used in conjunction with seatbelts.

*5 MPG figures are EU test figures for comparative purposes and may not reflect real driving results. There is a new WLTP test used for fuel consumption and CO₂ figures. However, the CO₂ emissions shown are based on the outgoing NEDC test and will be used to calculate vehicle tax on first registration. Only compare fuel consumption and CO₂ figures with other cars tested to the same technical standard. The fuel consumption you achieve in real life conditions and CO₂ produced will depend upon a number of factors including accessories fitted (post-registration), variations in weather, driving styles and vehicle load etc. Fuel consumption and CO₂ emissions: According to EC 715/2007- 2017/1347 (AG).

*6 Measured by VDA.



† The service intervals for the SUBARU Outback are every 12 months/ 12,000 miles, whichever comes sooner. The SUBARU Outback is covered by a 5 Year/ 100,000 miles (whichever is sooner) Limited Warranty. This comprises of a standard 3 Year/60,000 miles (whichever is sooner) Manufacturer's Warranty (bumper to bumper, excluding clutch driven plate) and an Extended Warranty that applies to the powertrain only, provided by the importer, to complete the 5 Year/ 100,000 miles (whichever is sooner) Limited Warranty. All vehicle bodywork is covered by a 12 Year Anti-Corrosion Warranty and paintwork is covered by a 3 Year/ 60,000 miles (whichever is sooner) Warranty. Added reassurance is provided by a comprehensive 3 Year Recovery and Assistance Programme valid in the UK only. For general terms and conditions visit SUBARU.co.uk.

Technical data and equipment based on the latest information available at the time of printing. SUBARU (UK) Ltd reserves the right to make changes at any time, without notice, in colours, materials, design, prices, equipment and specifications and to discontinue models. Customers are advised to consult their SUBARU dealer on the precise details of warranties/ guarantees and vehicles available for sale. Models specified are strictly subject to availability. Owing to the limitations of printing processes, the colours reproduced may not exactly match product colours. The contents of this brochure are the copyright of SUBARU (UK) Ltd and may not be copied or displayed for commercial purposes without the express permission of SUBARU (UK) Ltd. © SUBARU (UK) Ltd. E & O.E.

SUBARU (UK) Ltd.

For details of your nearest SUBARU dealer phone 03303 335117 or visit SUBARU.co.uk.

Calls (to 03 numbers) cost no more than calls to geographic numbers (01 or 02) and must be included in inclusive minutes and discount schemes in the same way. Calls from landlines are typically charged up to 9p per minute; calls from mobiles typically cost between 3p and 40p per minute. Calls from landlines and mobiles are included in free call packages.

5 YEAR
WARRANTY†

SOB031