

CREATING SMILES FOR LIFE



SWIFT

PURE
CLASS

2019
BESSACARR



CONTENTS



DIFFERENCE

10 reasons to buy a
Swift Caravan

02



BESSACARR

Explore the Bessacarr range
inside and out

13



FEATURES

Impressive style, comfort
and technology

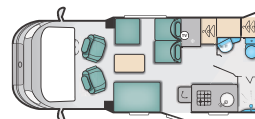
21



FABRIC OPTIONS

Choose the option that
matches your style

25



SPECIFICATION

Choose from 13 models,
from 2 to 6 berths

26



PARTNERS

Working together to bring
you the best

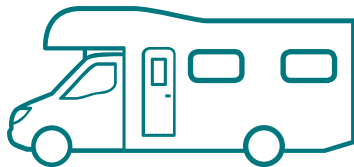
32

10

Reasons to buy a Swift Motorhome

Whether you are seeking exhilarating adventure
or peace and tranquility, our aim at Swift is to
make your holiday as comfortable
and enjoyable as possible

Find out what sets Swift apart



1

Reliable Build Quality

Exclusive to Swift, SMART Construction is the UK's most popular modern construction system. Years of research and rigorous testing went into its development.

**No wonder we've given
it a 10-year manufacturer
bodyshell warranty**



SUBJECT TO T&C'S



2

Protecting good looks

GRP outer skin, hail resistant roof and GRP rear gives a tougher exterior; more impact resistant than aluminium and easier to repair than ABS. Inside, cushioning tested to extreme, bleachable carpets and optional SwiftShield fabric are all designed to keep your home from home looking its best.

Swift motorhomes are built to last



3

Touch Control

Swift Command with new touchscreen control panel, user friendly design and easy to follow navigation with compatible smartphone app to manage key functions like heating.

**Vehicle management at
your fingertips**



4

Secure and Save

With a pre-installed Swift Command Thatcham Category 6 approved pro-active tracker (subject to annual subscription) and VIN CHIP™ identification system concealed within construction to deter theft and aid quick recovery, you can better secure your vehicle and save with insurance discounts (Discounts depend on insurance provider).

Enjoy extra peace of mind



SWIFT
COMMAND TRACKER

BY SAR@ENT



5

Outstanding Customer Service

Get issues resolved promptly with Connect Direct, our dedicated online customer service account for new owners. Report any problems directly to Swift, and we'll work with your dealer to resolve it as quickly as possible.

With you every step of the way



6

Approved Dealer Network

With the largest dealer network, expert advice is on hand right across the UK thanks to our Approved Dealer Programme. Extensive training programmes for dealer teams through the Swift Academy to support and enhance your Swift experience.

Wherever you wander, you're never too far from a Swift Dealer



7

Relaxing Space

Stay warm and sleep tight every night with Grade 3 heating and insulation along with a Duvalay Duvalite lightweight memory fibre mattress, exclusive to Swift, on all fixed beds.

Relax in comfort on the premium seating – with supportive cushioning and sprung beech slats.

**You're assured of a
comfortable stay**

duvalay[™]
BEDTIME LUXURY




8

Wide Choice

We have different motorhome ranges to suit most budgets and styles – each with multiple layout options and most can be driven with a B licence.

We have the UK's best-selling motorhome range



9

Pioneers

Innovation is at the heart of our ethos, we never stand still. This philosophy spans everything Swift builds. From aerodynamic profiling through to modern interior styling, we ensure our products look sensational and work intuitively. We are proud recipients of a Red Dot Award.

**Think contemporary design
and clever storage solutions**






SWIFT

10

Europe's No.1 Brand

British owned, Swift started life as a family business in 1964 and retains that ethos today. We directly employ over 1,200 people, boosting the local economy, developing local expertise and reinforcing the power of British manufacturing.

**Proud to be Yorkshire
Born and Bred**



PURE CLASS



The classic Swift Bessacarr was completely redesigned last season to stunning effect. With its striking Black metallic cab and complementary Black Edition graphics, distinctive streamlined low profile and lavish interior, Bessacarr is a true icon of luxury and high performance.

All models are built with the sector leading SMART construction incorporating balanced panel GRP side walls and timber-less framing. A pull out pannier locker adds useful exterior storage.


Bessacarr boasts a generous range of thirteen layouts, with front lounge and travelling dinette options, plus a selection of fixed bed arrangements including two layouts introduced last year with mid-transverse washroom and rear fixed beds, that have proved to be popular choices.



SWIFT







The attention to detail of the stunning interior is impressive with the skyview panoramic sunroof bathing the interior with light. Oyster Grey curved upper locker doors with gloss 'Aralie Sen' inlay and 'Silverado' soft furnishings with soft fabric wrapped edged furniture exude luxury, whilst Alde heating ensures your Bessacarr is a motorhome for all seasons.

The toning fabrics enhance the sculptured seat cushions which provide comfort and durability. There is also a SwiftShield and full leather option.

A relaxed night-time is assured with all fixed beds, including drop down beds, fitted with the exclusive ultra-comfortable Duvalay Duvalite mattress, containing lightweight memory fibre technology. Energy efficient LED's, dimmable spotlights and luxury full width curtains create the perfect ambience.

The well-equipped kitchen with the exclusive Dometic CU600 oven, comes with innovative scratch resistant FENIX NTM® worktops. Most models also have a spacious, tall, slimline Dometic fridge.



SWIFT





SWIFT





With a new larger touchscreen and improved user interface, the enhanced Swift Command system makes it even easier to remotely monitor and control onboard functions like heating and selected lighting. The system incorporates the option to subscribe to a pre-installed Thatcham Category 6 approved pro-active tracker, to better protect your precious possessions.

Further refinements include bronze dash trim, steering wheel controls, alloy wheels and chrome entrance doorway handle. Washrooms are well-appointed with vanity cupboard, radiator and mirror lighting. The luxurious standard features are continued outside with a reversing camera for easier manoeuvring and a roll-out awning.

Powered by the Fiat Euro 6 2.3 litre, 130bhp turbo diesel engine, all models have a 6 speed manual gearbox with an automatic option. Cab air-conditioning, cruise control and a Status 570 TV aerial are available with the keenly priced Lux Pack.





SWIFT



BESSACARR HIGHLIGHTS

01. Black metallic Fiat chassis cab with Black Edition graphics, LED daytime running lights and 130bhp, 2.3 litre engine
02. Dashboard design with fully integrated factory-fit DAB Radio/MP3 player with Bluetooth, switch-off timing adjustable up to 3 hours and wing mirror antenna for better reception
03. Steering wheel controls including volume controls and phone compatibility
04. Driver and passenger airbags
05. Large panoramic opening skyview sunroof with side pockets
06. Stylish 16" alloy wheels
07. **NEW** larger 7", easier to use, LCD colour touchscreen Swift Command control panel with improved functionality and app interface
08. Pull out under-floor pannier locker
09. 'Silverado' soft furnishing scheme with scatter cushions and sculpted seat cushions
10. Exclusive Duvalay Duvalite Apollo Luxe mattress containing Freshtec – a market leading high spec foam offering maximum airflow for a cool, comfortable good night's sleep (model specific)
11. Exclusive Dometic CU600 oven, designed for motorhome use with separate grill and dual fuel hob with 800W electric hot plate, electronic ignition and flame failure protection
12. Omnivent, three speed, two way roof fan (except 524)
13. Innovative FENIX NTM® kitchen worktops (resistant to scratches, enhanced anti-bacterial properties and easy to clean)
14. A minimum of four 230V sockets, **NEW** 12V socket on rear passenger seats (model specific) and **NEW** dedicated USB points
15. Alde dual fuel radiator central heating and water heating with daily programming, LCD control panel with 1kW, 2kW or 3kW settings with en-route heating
16. Winter pack and reversing camera*

*Dependent on model, visibility through optional rear camera may be reduced when bicycles are carried on the optional bike carrier



01



02



03



04



05



06



07



08



09



10



11



12



13



14



15



16

BESSACARR FEATURES

Chassis-Cab

- Black metallic Fiat chassis cab and Black Edition graphics
- Front bumper finished in body colour
- LED daytime running lights
- Fiat Euro 6 130bhp, 2.3 litre engine
- Dashboard design with fully integrated factory-fit DAB Radio/MP3 player with Bluetooth, switch-off timing adjustable up to 3 hours and wing mirror antenna for better reception
- Bronze dashboard trims
- Cab battery isolation switch to prevent discharge in storage
- Steering wheel controls including volume control and phone compatibility
- Driver and passenger airbags
- Concertina windscreen blind and side window blinds
- Cab carpet (removable)
- Captain chairs with twin armrests and integrated headrest
- Driver and passenger seats with:
 - Swivel (except 562 & 596)
 - Position, height and rake adjustment (no height adjustment on passenger seat in 562 & 596)
 - Two armrests
 - Fully upholstered covers
 - Seat base surrounds
- ABS brakes
- EBD (electronic brake force distribution)
- Immobiliser with rolling code
- Variable power steering
- Key fob operated remote central locking of cab doors and entrance door
- Electrically operated and tinted cab windows
- Electrically adjusted and heated wing mirrors fitted with direction indicators
- Headlamp height adjustment

- Adjustable steering wheel position
- Door pockets with bottle holders
- Central cup holder with dash mounted slot for full width tablet and pocket for smartphone with USB port for charging and 12V socket

Body and Exterior Equipment

- 'European Whole Vehicle Type Approval ensures compliance with strict weight, dimensions and safety regulations
- **NEW VIN CHIP™** identification system concealed within construction to deter theft and aid quick recovery
- Distinctive streamlined low profile
- SMART Plus construction:
 - Strong, moisture proof 'PURE' Polyurethane timberless framed body shell with HD polystyrene insulation core
 - Balanced panel 31mm sandwich side walls with GRP outer and inner skin
 - 'Sandwich' floor construction with GRP outer skin, ply upper and high rigidity Styrofoam core (70mm in 524, 560 & 562; 44mm in 574, 584, 596, 597 & 599)
 - 31mm 'sandwich' construction hail resistant exterior GRP roof, fully bonded for extra strength and flatness, and GRP inner skin
 - Full height GRP rear panel
- Three integrated models with curved roof line:
 - 32mm 'sandwich' front roof with HD polystyrene insulation core, interior polypropylene honeycomb board and GRP exterior (integrated models only)
- Five low line models with a sleek low-line profile housing and smart moulded fascia for the sunroof with side pockets
- Large panoramic opening 'Skyview' sunroof (motorised in integrated models - 524, 562 & 596)
- AL-KO low line AMC long wheel base chassis (574, 584, 596, 597 & 599)
- Striking graphics scheme coordinated with cab
- White extruded skirts link with full GRP rear panel
- Pull out under-floor pannier locker for water hose and electric cable reels
- Large service doors (596, 597 & 599)
- Exterior access doors for easier storage under seats/bed (524, 560, 562, 574 & 584)
- Large exterior 'ski locker' access door (524)
- Seitz high specification entrance door with secure 2-point locking, window, integral flyscreen, door retainer, bin and stepwell light
- Single key for all habitation doors
- Seitz flush fitting, double glazed, tinted acrylic windows with night latch ventilation
- Stylish 16" alloy wheels
- Exclusive styled LED front marker lights
- LED side marker lights
- Exclusive LED rear light clusters
- Low energy LED exterior awning light
- Reversing camera*
- High-level brake light
- Provision for 2 x 13kg gas bottles (2 x 6kg in 524) with fitted butane/propane regulator and propane hose
- Spare wheel on under slung carrier (Stored in rear bed storage on 597 & 599; Fix and Go puncture repair kit on 596)
- Recessed full length roll-out Thule 4900 awning
- Heavy duty rear chassis members ready for optional towbar
- Bike rack fixing rails fitted to the rear

Living Area

- 'Silverado' soft furnishing scheme with scatter cushions
- 'Aralie Sen' woodgrain with contemporary colouring and 'Oyster' grey curved upper locker doors with gloss 'Aralie Sen' accents
- Soft fabric wrapped edged furniture moulds for seating
- Shoe locker (560, 574, 584, 597 & 599)
- Chrome handles with push-button locks on overhead locker doors
- Injection moulded 'Spaceframe' locker construction
- Ergonomically shaped rear travelling seats with safety frame supports (524, 560, 574, 584, 596, 597 & 599)
- Sculpted seat cushions for improved comfort and durability
- Lap and diagonal seat belts on all designated passenger seats
- Exclusive Duvalay Duvalite Apollo Luxe mattress containing Freshtec – a market leading high spec foam offering maximum airflow for a cool, comfortable good night's sleep (fixed and drop down beds)
- Bed mattresses and lounge bench seat cushions supported by beech slats for extra comfort
- Multi-height adjustable manual drop down beds with low drop level to seats (524 & 596)
- Locker storage under drop down bed (524 & 596)
- Wardrobe lighting
- Lounge seat and bed tops with gas spring hinge supports for easy access
- Seat backrest ventilation boards
- Wall mounted table or freestanding table with dedicated storage location (model dependent)
- Travel lock for TV brackets where applicable
- Black branded speakers
- Pleated cassette blinds with flyscreens on all windows
- Concertina action door flyscreen
- Chrome entrance doorway grab-handle with LED lights (not lit on 524, 562 & 596)

BESSACARR FEATURES

- Midi-Heki rooflight with flyscreen and adjustable blind (except 524 & 560)
- 400x400 clear rooflight with pleated flyscreen and blind
- Sectioned removable carpets for flexibility
- French Oak effect, high impact, scratch resistant floor lino
- Removable stepwell mat
- Smoke alarm
- Carbon monoxide alarm

Kitchen

- Dometic 8-Series 112 litre automatic energy selection fridge with removable freezer compartment (562)
- Large Dometic slimline fridge, 138 litre (524, 560, 574, 584, 596, 597 & 599)
- Exclusive Dometic CU600 oven, designed for motorhome use with improved performance and noise reduction, separate grill and dual fuel hob with 800W electric hot plate, electronic ignition and flame failure protection
- Built-in microwave oven with digital controls
- Omnivent, three speed, two way roof fan (except 524)
- Innovative Fenix NTM® kitchen worktops (resistant to scratches, enhanced anti-bacterial properties and easy to clean)
- Fold down worktop extension (524, 562 & 596)
- Stainless steel kitchen sink
- Removable drainer and food grade nylon chopping board nestle together for easy storage in dedicated location
- Vector chrome effect kitchen mixer tap
- Acrylic splashback with LED lighting

Washroom

- Fully lined separate shower cubicle
- Ecocamel Orbit shower head with on/off button for a powerful shower that uses less water

- 32mm thick entrance door with decorative inlay, domestic style mortice lock and handle
- Two way locking door for added privacy (597 & 599)
- Vanity cupboard with built-in washbasin and white panelling
- Vector chrome effect vanity mixer tap
- Bathroom mirror with lighting (except 524)
- Overhead storage locker
- Thetford C260 cassette toilet with electric flush and 18 litre wheeled tank
- Washroom radiator (Domestic style towel radiator on 574 & 584)
- Micro-Heki skylight with flyscreen
- Mini LED downlights

Heating and Plumbing

- Grade 3 classification (EN 1646-1) for heating and thermal insulation (for sub-zero ambient temperatures)
- Alde dual fuel radiator central heating and water heating with daily programming, LCD control panel with 1kW, 2kW or 3kW settings
- Alde circulation pump with 5 speed settings
- Truma 'Crash sensing Mono' regulator for en-route use of heating and water heating
- 90 litre underfloor insulated fresh water tank with level sensor (94 litre on 562)
- 68 litre waste water tank with level sensor (60 litre on 524 & 562)
- Winter Pack fitted as standard with fresh and waste water tank heaters, waste pipe insulation, fridge vent covers and **NEW** electronic drain valves with insulated covers
- En-route heating for underfloor water tanks to keep defrosted
- Pressurised fresh water system with self-priming pump and accumulator
- 12V exterior power point for pump filling of water tank (pump not supplied)

Electrical

- Exclusive Swift Command control system with **NEW** larger 7" LCD colour touchscreen panel with improved user interface and functionality featuring;
 - **NEW** simplified controls for monitoring and managing:
 - Power
 - Battery selection, battery level meter and power usage
 - 230V AC load limiter (settable between 5 amps & 16 amps)
 - Solar panel charging levels
 - Heating control of Alde system
 - Environment monitoring with internal & external temperature and internal humidity levels
 - Selected lighting control
 - Water system controls and tank levels and control of tank drain valves
 - Air-conditioning compatible with Dometic and Truma (dealer fit option, model dependent)
 - Pre-installed Swift Command Tracker, a Thatcham Category 6 approved pro-active tracker (subject to annual description)
 - Swift Command App with **NEW** interface that is easier to use and more intuitive, enabling you to manage and monitor key vehicle functions from your mobile device including power, heating and selected lighting:
 - Incorporates a simpler connectivity selection:
 - Bluetooth connectivity when with the vehicle
 - Wi-Fi / GSM connectivity when away from the vehicle
 - Includes the useful 'Places of Interest' feature including 'Campsites' from the Camping & Caravanning Club and Swift dealership locations

- Fully sealed, long life, 100 Amp-hour (Dir 2006/66/EC) leisure battery below driver's seat
- Minimum of 4 x 230V chrome sockets and **NEW** dedicated USB points
- **NEW** 12V socket for rear passenger seats (model specific)
- Mains 230V supply via easy-access consumer unit to sockets, fridge, microwave oven, heater, water heater and battery charger/transformer
- TV station(s) with flatscreen bracket 230V, 12V supply and co-ax link to outside connector
- 25 Amp/300W charger/transformer for leisure batteries
- Enhanced ultra-low energy lighting system:
 - Dimmable LED spotlights
 - Over-locker and under-locker LED ambient lighting
 - Low-level night lights (operable when travelling)
 - Illuminated grab handles in entrance (model specific)
 - LED swan neck reading lights in cab
- 100W solar panel (40W on 524)
- Power supply for satellite dish installation
- 25 metre mains hook-up cable

Customer Service

- Exclusive Connect Direct online account with direct access to Swift

BESSACARR FEATURES

Factory Fit Options

- Comfort-Matic automatic gearbox with Fiat Euro 6 130bhp, 2.3 litre engine now with ESP (only available in conjunction with Lux Pack)
- Upgrade to Fiat Euro 6 150bhp, 2.3 litre engine on 574, 584, 596, 597 & 599 (only available in conjunction with Lux Pack)
- Comfort-Matic automatic gearbox with Fiat Euro 6 150bhp, 2.3 litre engine now with ESP on 574, 584, 596, 597 & 599 (only available in conjunction with Lux Pack)
- Special value Lux Pack with:
 - Cab air-conditioning
 - Cruise control
 - Status 570 TV aerial
- 'SwiftShield' stain resistant, easy-clean fabric
- 'Shelly' full leather soft furnishing scheme
- Roof rack and ladder
- Lounge layout options available for 560, 574, 584, 597 & 599










Dealer Fit Options

- Annual subscription to Swift Command Tracker by Sargent
- Roof mounted air conditioning unit
- Thule rail mounted rear cycle rack*
- Oyster satellite system (model dependent)

*Dependent on model, visibility through optional rear camera may be reduced when bicycles are carried on the optional bike carrier

BESSACARR FABRIC OPTIONS

Within the Bessacarr range there are three fabric options available. The 'Silverado' scheme that comes as standard and the optional 'Shelly' Leather and 'SwiftShield' schemes. Please ask your dealer for full details.

	'Silverado' upholstery scheme Standard fabric	SwiftShield upholstery scheme Optional fabric	Leather upholstery scheme Optional fabric
SEATING			
CURTAIN			
SCATTER CUSHIONS			



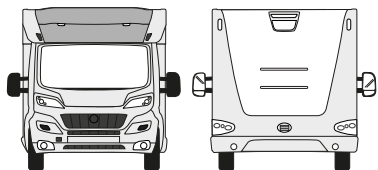
SwiftShield fabric has a soft suede type feel and has been treated during manufacturing to resist stains. It is very easy to clean and just requires a soft cloth dampened with water to remove most stains. SwiftShield is exclusive to Swift Group, you can find out more on Swift TV.

www.swifttv.co.uk

BESSACARR RANGE QUICK VIEW

<div><div><div><div><div></div><div></div><div></div><div></div><div></div><div></div><div></div><div></div><div></div><div></div><div></div><div></div><div></div><div></div><div></div><div></div><div></div><div></div><div></div><div></div><div></div><div></div><div></div><div></div><div></div><div></div><div></div><div></div><div></div><div></div><div></div><div></div><div></div><div></div><div></div><div></div><div></div><div></div><div></div><div></div><div></div><div></div><div></div><div></div><div></div><div></div><div></div><div></div><div></div><div></div><div></div><div></div><div></div><div></div><div></div><div></div><div></div><div></div><div></div><div></div><div></div><div></div><div></div><div></div><div></div><div></div><div></div><div></div><div></div><div></div><div></div><div></div><div></div><div></div><div></div><div></div><div></div><div></div><div></div><div></div><div></div><div></div><div></div><div></div><div></div><div></div><div></div><div></div><div></div><div></div><div></div><div></div><div></div><div></div><div></div><div></div><div></div><div></div><div></div><div></div><div></div><div></div><div></div><div></div><div></div><div></div><div></div><div></div><div></div><div></div><div></div><div></div><div></div><div></div><div></div><div></div><div></div><div></div><div></div><div></div><div></div><div></div><div></div><div></div><div></div><div></div><div></div><div></div><div></div><div></div><div></div><div></div><div></div><div></div><div></div><div></div><div></div><div></div><div></div><div></div><div></div><div></div><div></div><div></div><div></div><div></div><div></div><div></div><div></div><div></div><div></div><div></div><div></div><div></div><div></div><div></div><div></div><div></div><div></div><div></div><div></div><div></div><div></div><div></div><div></div><div></div><div></div><div></div><div></div><div></div><div></div><div></div><div></div><div></div><div></div><div></div><div></div><div></div><div></div><div></div><div></div><div></div><div></div><div></div><div></div><div></div><div></div><div></div><div></div><div></div><div></div><div></div><div></div><div></div><div></div><div></div><div></div><div></div><div></div><div></div><div></div><div></div><div></div><div></div><div></div><div></div><div></div><div></div><div></div><div></div><div></div><div></div><div></div><div></div><div></div><div></div><div></div><div></div><div></div><div></div><div></div><div></div><div></div><div></div><div></div><div></div><div></div><div></div><div></div><div></div><div></div><div></div><div></div><div></div><div></div><div></div><div></div><div></div><div></div><div></div><div></div><div></div><div></div><div></div><div></div><div></div><div></div><div></div><div></div><div></div><div></div><div></div><div></div><div></div><div></div><div></div><div></div><div></div><div></div><div></div><div></div><div></div><div></div><div></div><div></div><div></div><div></div><div></div><div></div><div></div><div></div><div></div><div></div><div></div><div></div><div></div><div></div><div></div><div></div><div></div><div></div><div></div><div></div><div></div><div></div><div></div><div></div><div></div><div></div><div></div><div></div><div></div><div></div><div></div><div></div><div></div><div></div><div></div><div></div><div></div><div></div><div></div><div></div><div></div><div></div><div></div><div></div><div></div><div></div><div></div><div></div><div></div><div></div><div></div><div></div><div></div><div></div><div></div><div></div><div></div><div></div><div></div><div></div><div></div><div></div><div></div><div></div><div></div><div></div><div></div><div></div><div></div><div></div><div></div><div></div><div></div><div></div><div></div><div></div><div></div><div></div><div></div><div></div><div></div><div></div><div></div><div></div><div></div><div></div><div></div><div></div><div></div><div></div><div></div><div></div><div></div><div></div><div></div><div></div><div></div><div></div><div></div><div></div><div></div><div></div><div></div><div></div><div></div><div></div><div></div><div></div><div></div><div></div><div></div><div></div><div></div><div></div><div></div><div></div><div></div><div></div><div></div><div></div><div></div><div></div><div></div><div></div><div></div><div></div><div></div><div></div><div></div><div></div><div></div><div></div><div></div><div></div><div></div><div></div><div></div><div></div><div></div><div></div><div></div><div></div><div></div><div></div><div></div><div></div><div></div><div></div><div></div><div></div><div></div><div></div><div></div><div></div><div></div><div></div><div></div><div></div><div></div><div></div><div></div><div></div><div></div><div></div><div></div><div></div><div></div><div></div><div></div><div></div><div></div><div></div><div></div><div></div><div></div><div></div><div></div><div></div><div></div><div></div><div></div><div></div><div></div><div></div><div></div><div></div><div></div><div></div><div></div><div></div><div></div><div></div><div></div><div></div><div></div><div></div><div></div><div></div><div></div><div></div><div></div><div></div><div></div><div></div><div></div><div></div><div></div><div></div><div></div><div></div><div></div><div></div><div></div><div></div><div></div><div></div><div></div><div></div><div></div><div></div><div></div><div></div><div></div><div></div><div></div><div></div><div></div><div></div><div></div><div></div><div></div><div></div><div></div><div></div><div></div><div></div><div></div><div></div><div></div><div></div><div></div><div></div><div></div><div></div><div></div><div></div><div></div><div></div><div></div><div></div><div></div><div></div><div></div><div></div><div></div><div></div><div></div><div></div><div></div><div></div><div></div><div></div><div></div><div></div><div></div><div></div><div></div><div></div><div></div><div></div><div></div><div></div><div></div><div></div><div></div><div></div><div></div><div></div><div></div><div></div><div></div><div></div><div></div><div></div><div></div><div></div><div></div><div></div><div></div><div></div><div></div><div></div><div></div><div></div><div></div><div></div><div></div><div></div><div></div><div></div><div></div><div></div><div></div><div></div><div></div><div></div><div></div><div></div><div></div><div></div><div></div><div></div><div></div><div></div><div></div><div></div><div></div><div></div><div></div><div></div><div></div><div></div><div></div><div></div><div></div><div></div><div></div><div></div><div></div><div></div><div></div><div></div><div></div><div></div><div></div><div></div><div></div><div></div><div></div><div></div><div></div><div></div><div></div><div></div><div></div><div></div><div></div><div></div><div></div><div></div><div></div><div></div><div></div><div></div><div></div><div></div><div></div><div></div><div></div><div></div><div></div><div></div><div></div><div></div><div></div><div></div><div></div><div></div><div></div><div></div><div></div><div></div><div></div><div></div><div></div><div></div><div></div><div></div><div></div><div></div><div></div><div></div><div></div><div></div><div></div><div></div><div></div><div></div><div></div><div></div><div></div><div></div><div></div><div></div><div></div><div></div><div></div><div></div><div></div><div></div><div></div><div></div><div></div><div></div><div></div><div></div><div></div><div></div><div></div><div></div><div></div><div></div><div></div><div></div><div></div><div></div><div></div><div></div><div></div><div></div><div></div><div></div><div></div><div></div><div></div><div></div><div></div><div></div><div></div><div></div><div></div><div></div><div></div><div></div><div></div><div></div><div></div><div></div><div></div><div></div><div></div><div></div><div></div><div></div><div></div><div></div><div></div><div></div><div></div><div></div><div></div><div></div><div></div><div></div><div></div><div></div><div></div><div></div><div></div><div></div><div></div><div></div><div></div><div></div><div></div><div></div><div></div><div></div><div></div><div></div><div></div><div></div><div></div><div></div><div></div><div></div><div></div><div></div><div></div><div></div><div></div><div></div><div></div><div></div><div></div><div></div><div></div><div></div><div></div><div></div><div></div><div></div><div></div><div></div><div></div><div></div><div></div><div></div><div></div><div></div><div></div><div></div><div></div><div></div><div></div><div></div><div></div><div></div><div></div><div></div><div></div><div></div><div></div><div></div><div></div><div></div><div></div><div></div><div></div><div></div><div></div><div></div><div></div><div></div><div></div><div></div><div></div><div></div><div></div><div></div><div></div><div></div><div></div><div></div><div></div><div></div><div></div><div></div><div></div><div></div><div></div><div></div><div></div><div></div><div></div><div></div><div></div><div></div><div></div><div></div><div></div><div></div><div></div><div></div><div></div><div></div><div></div><div></div><div></div><div></div><div></div><div></div><div></div><div></div><div></div><div></div><div></div><div></div><div></div><div></div><div></div><div></div><div></div><div></div><div></div><div></div><div></div><div></div><div></div><div></div><div></div><div></div><div></div><div></div><div></div><div></div><div></div><div></div><div></div><div></div><div></div><div></div><div></div><div></div><div></div><div></div><div></div><div></div><div></div><div></div><div></div><div></div><div></div><div></div><div></div><div></div><div></div><div></div><div></div><div></div><div></div><div></div><div></div><div></div><div></div><div></div><div></div><div></div><div></div><div></div><div></div><div></div><div></div><div></div><div></div><div></div><div></div><div></div><div></div><div></div><div></div><div></div><div></div><div></div><div></div><div></div><div></div><div></div><div></div><div></div><div></div><div></div><div></div><div></div><div></div><div></div><div></div><div></div><div></div><div></div><div></div><div></div><div></div><div></div><div></div><div></div><div></div><div></div><div></div><div></div><div></div><div></div><div></div><div></div><div></div><div></div><div></div><div></div><div></div><div></div><div></div><div></div><div></div><div></div><div></div><div></div><div></div><div></div><div></div><div></div><div></div><div></div><div></div><div></div><div></div><div></div><div></div><div></div><div></div><div></div><div></div><div></div><div></div><div></div><div></div><div></div><div></div><div></div><div></div><div></div><div></div><div></div><div></div><div></div><div></div><div></div><div></div><div></div><div></div><div></div><div></div><div></div><div></div><div></div><div></div><div></div><div></div><div></div><div></div><div></div><div></div><div></div><div></div><div></div><div></div><div></div><div></div><div></div><div></div><div></div><div></div><div></div><div></div><div></div><div></div><div></div><div></div><div></div><div></div><div></div><div></div><div></div><div></div><div></div><div></div><div></div><div></div><div></div><div></div><div></div><div></div><div></div><div></div><div></div><div></div><div></div><div></div><div></div><div></div><div></div><div></div><div></div><div></div><div></div><div></div><div></div><div></div><div></div><div></div><div></div><div></div><div></div><div></div><div></div><div></div><div></div><div></div><div></div><div></div><div></div><div></div><div></div><div></div><div></div><div></div><div></div><div></div><div></div><div></div><div></div><div></div><div></div><div></div><div></div><div></div><div></div><div></div><div></div><div></div><div></div><div></div><div></div><div></div><div></div><div></div><div></div><div></div><div></div><div></div><div></div><div></div><div></div><div></div><div></div><div></div><div></div><div></div><div></div><div></div><div></div><div></div><div></div><div></div><div></div><div></div><div></div><div></div><div></div><div></div><div></div><div></div><div></div><div></div><div></div><div></div><div></div><div></div><div></div><div></div><div></div><div></div><div></div><div></div><div></div><div></div><div></div><div></div><div></div><div></div><div></div><div></div></div></div></div></div>
--

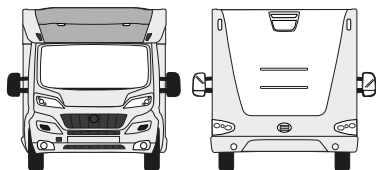
BESSACARR SPECIFICATION







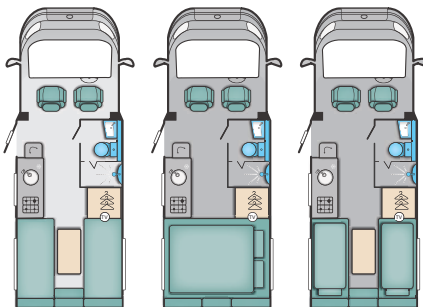
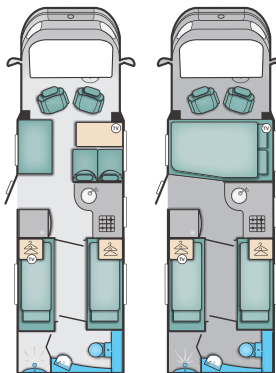
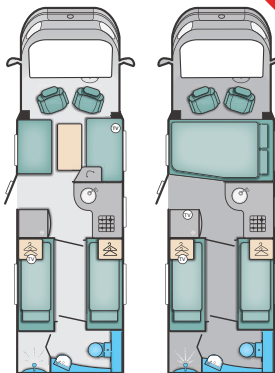


524		560		560 LOUNGE	
Standard		Standard		Standard	
Optional		Optional		Optional	
130		130		130	
130 Auto		130 Auto		130 Auto	
2.3ltr		2.3ltr		2.3ltr	
96kW @ 3600rpm		96kW @ 3600rpm		96kW @ 3600rpm	
320Nm @ 1800rpm		320Nm @ 1800rpm		320Nm @ 1800rpm	
High-line		Low-line		Low-line	
3.80m / 12'6"		4.04m / 13'3"		4.04m / 13'3"	
4		4		2	
4		4		4	
5.99m / 19'8"		7.09m / 23'3"		7.09m / 23'3"	
2.38m / 7'10"		2.38m / 7'10"		2.38m / 7'10"	
2.82m / 9'3"		2.82m / 9'3"		2.82m / 9'3"	
Thule 4900 2.6m		Thule 4900 3.5m		Thule 4900 3.5m	
3500kg		3500kg		3500kg	
3012kg	3029kg	3112kg	3129kg	3072kg	3089kg
488kg	471kg	388kg	371kg	428kg	411kg
0kg		0kg		0kg	
THREE		THREE		THREE	
2000kg †		1600kg		1600kg	
5500kg		5100kg		5100kg	
2.09m x 1.50m / 1.03m / 6'10" x 4'11" / 3'5"		2.09m x 1.23m / 1.03m / 6'10" x 4'0" / 3'5"		2.01m x 1.20m / 1.03m / 6'7" x 3'11" / 3'5"	
		1.90m x 1.26m / 6'3" x 4'2"		1.90m x 1.26m / 6'3" x 4'2"	
1.90m x 1.27m / 6'3" x 4'2"					

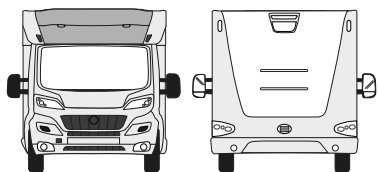
CONT....

BESSACARR SPECIFICATION ...CONTINUED



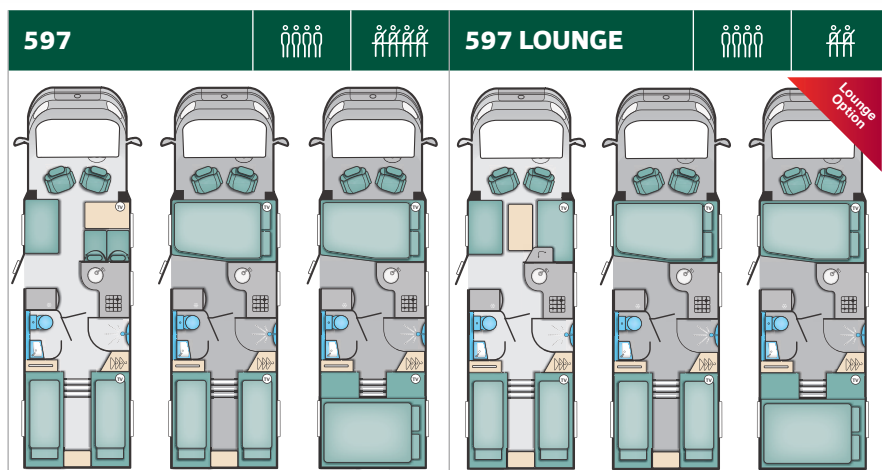
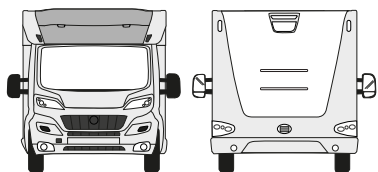
562				574				574 LOUNGE			
											
Standard		Optional		Standard		Optional		Standard		Optional	
130		130 Auto		130		130 Auto		130		130 Auto	
2.3ltr		2.3ltr		2.3ltr		2.3ltr		2.3ltr		2.3ltr	
96kW @ 3600rpm		96kW @ 3600rpm		96kW @ 3600rpm		110kW @ 3600rpm		96kW @ 3600rpm		110kW @ 3600rpm	
320Nm @ 1800rpm		320Nm @ 1800rpm		320Nm @ 1800rpm		380Nm @ 1500rpm		320Nm @ 1800rpm		380Nm @ 1500rpm	
High-line		High-line		Low-line		Low-line		Low-line		Low-line	
3.45m / 11'4"		3.45m / 11'4"		4.40m / 14'5"		4.40m / 14'5"		4.40m / 14'5"		4.40m / 14'5"	
2		2		4		4		2		2	
2		2		4		4		4		4	
6.54m / 21'5" *		6.54m / 21'5" *		7.77m / 25'6"		7.77m / 25'6"		7.77m / 25'6"		7.77m / 25'6"	
2.38m / 7'10"		2.38m / 7'10"		2.38m / 7'10"		2.38m / 7'10"		2.38m / 7'10"		2.38m / 7'10"	
2.82m / 9'3"		2.82m / 9'3"		2.76m / 9'1"		2.76m / 9'1"		2.76m / 9'1"		2.76m / 9'1"	
Thule 4900 3.0m		Thule 4900 3.0m		Thule 4900 4.5m		Thule 4900 4.5m		Thule 4900 4.5m		Thule 4900 4.5m	
3500kg		3500kg		3850kg		3850kg		3500kg		3500kg	
2990kg		3007kg		3266kg		3283kg		3216kg		3233kg	
510 kg		493kg		584kg		567kg		284kg		267kg	
0kg		0kg		0kg		0kg		0kg		0kg	
THREE		THREE		THREE		THREE		THREE		THREE	
1600kg		1600kg		2000kg ‡		2000kg ‡		2000kg		2000kg	
5100kg		5100kg		5500kg		5500kg		5500kg		5500kg	
				2.09m x 1.23m / 1.03m / 6'10" x 4'0" / 3'5"				2.01m x 1.20m / 1.03m / 6'7" x 3'11" / 3'5"			
2.02m x 1.82m / 6'8" x 6'0"											
1.82m x 0.69m / 6'0" x 2'3"				2.01m x 0.75m / 6'7" x 2'5"				2.01m x 0.75m / 6'7" x 2'5"			
1.82m x 0.69m / 6'0" x 2'3"				1.92m x 0.75m / 6'4" x 2'5"				1.92m x 0.75m / 6'4" x 2'5"			

BESSACARR SPECIFICATION ...CONTINUED



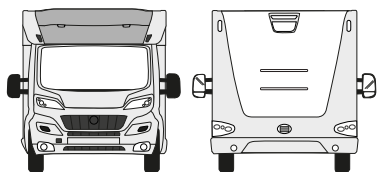
584				584 LOUNGE				596			
Standard	Optional	Optional	Optional	Standard	Optional	Optional	Optional	Standard	Optional	Optional	Optional
130	130 Auto	150	150 Auto	130	130 Auto	150	150 Auto	130	130 Auto	150	150 Auto
2.3ltr		2.3ltr		2.3ltr		2.3ltr		2.3ltr		2.3ltr	
96kW @ 3600rpm		110kW @ 3600rpm		96kW @ 3600rpm		110kW @ 3600rpm		96kW @ 3600rpm		110kW @ 3600rpm	
320Nm @ 1800rpm		380Nm @ 1500rpm		320Nm @ 1800rpm		380Nm @ 1500rpm		320Nm @ 1800rpm		380Nm @ 1500rpm	
Low-line				Low-line				High-line			
4.40m / 14'5"				4.40m / 14'5"				4.70m / 15'5"			
4				2				6			
4				4				6			
7.77m / 25'6"				7.77m / 25'6"				8.11m / 26'7"			
2.38m / 7'10"				2.38m / 7'10"				2.38m / 7'10"			
2.76m / 9'1"				2.76m / 9'1"				2.82m / 9'3"			
Thule 4900 4.5m				Thule 4900 4.5m				Thule 4900 4.5m			
3850kg				3500kg				4250kg			
3237kg	3254kg	3253kg	3270kg	3187kg	3204kg	3203kg	3220kg	3412kg	3429kg	3428kg	3445kg
613kg	596kg	597kg	580kg	313kg	296kg	297kg	280kg	838kg	821kg	822kg	805kg
0kg				0kg				0kg			
THREE				THREE				THREE			
2000kg ‡		2000kg ‡		2000kg		2000kg		2000kg ‡		2000kg ‡	
5500kg		5500kg		5500kg		5500kg		6000kg		6000kg	
2.09m x 1.23m / 1.03m / 6'10" x 4'0" / 3'5"				2.01m x 1.20m / 1.03m / 6'7" x 3'11" / 3'5"				2.09m x 1.80m / 1.21m / 6'10" x 5'11" / 4'0"			
1.99m x 1.31m / 6'6" x 4'4"				1.99m x 1.31m / 6'6" x 4'4"				2.02m x 1.63m / 6'8" x 5'4"			
								1.73m x 0.69m / 5'8" x 2'3"			
								1.63m x 0.69m / 5'4" x 2'3"			
								1.96m x 1.33m / 6'5" x 4'4"			





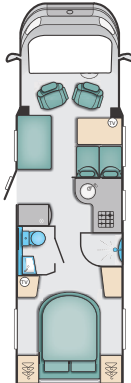
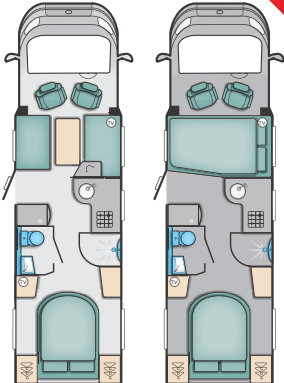
BESSACARR SPECIFICATION ...CONTINUED



	Standard	Optional	Optional	Optional	Standard	Optional	Optional	Optional
Fiat MultiJet Diesel Engine	130	130 Auto	150	150 Auto	130	130 Auto	150	150 Auto
Engine Capacity	2.3ltr		2.3ltr		2.3ltr		2.3ltr	
Engine Power	96kW @ 3600rpm		110kW @ 3600rpm		96kW @ 3600rpm		110kW @ 3600rpm	
Engine Torque	320Nm @ 1800rpm		380Nm @ 1500rpm		320Nm @ 1800rpm		380Nm @ 1500rpm	
Roof Profile	Low-line				Low-line			
Wheel Base	4.70m / 15'5"				4.70m / 15'5"			
Seat belts (inc. driver)	4				2			
Berths (Sleeping Positions)	4				4			
Overall Length (Excluding Ladder)**	8.11m / 26'7"				8.11m / 26'7"			
Overall Width (Mirrors Folded)	2.38m / 7'10"				2.38m / 7'10"			
Overall Height**	2.76m / 9'1"				2.76m / 9'1"			
Standard Awning	Thule 4900 4.5m				Thule 4900 4.5m			
Maximum Technical Permissible Laden Mass (A)	3850kg				3500kg			
Mass in Running Order (B)	3322kg	3339kg	3338kg	3355kg	3272kg	3289kg	3288kg	3305kg
Maximum User Payload (A-B)	528kg	511kg	512kg	495kg	228kg	211kg	212kg	195kg
Essential Habitation Equipment	0kg				0kg			
Thermal Grade Insulation	THREE				THREE			
Maximum Recommended Trailer Weight*	2000kg ‡		2000kg ‡		2000kg			
Gross Train Weight*	5500kg		5500kg		5500kg			
BED SIZES								
Front Double	2.09m x 1.23m / 1.03m / 6'10" x 4'0" / 3'5"				2.01m x 1.20m / 1.03m / 6'7" x 3'11" / 3'5"			
Or Front Nearside Single								
Front Offside Single								
Rear Double	2.16m x 1.20m / 7'1" x 3'11"				2.16m x 1.20m / 7'1" x 3'11"			
Rear Nearside Single	1.99m x 0.81m / 6'6" x 2'8"				1.99m x 0.81m / 6'6" x 2'8"			
Rear Offside Single	1.99m x 0.81m / 6'6" x 2'8"				1.99m x 0.81m / 6'6" x 2'8"			
Drop Down Bed								

BESSACARR SPECIFICATION ...CONTINUED



599				599 LOUNGE			
							
							
Standard	Optional	Optional	Optional	Standard	Optional	Optional	Optional
130	130 Auto	150	150 Auto	130	130 Auto	150	150 Auto
2.3ltr		2.3ltr		2.3ltr		2.3ltr	
96kW @ 3600rpm		110kW @ 3600rpm		96kW @ 3600rpm		110kW @ 3600rpm	
320Nm @ 1800rpm		380Nm @ 1500rpm		320Nm @ 1800rpm		380Nm @ 1500rpm	
Low-line				Low-line			
4.70m / 15'5"				4.70m / 15'5"			
4				2			
4				4			
8.11m / 26'7"				8.11m / 26'7"			
2.38m / 7'10"				2.38m / 7'10"			
2.76m / 9'1"				2.76m / 9'1"			
Thule 4900 4.5m				Thule 4900 4.5m			
3850kg				3500kg			
3302kg	3319kg	3318kg	3335kg	3252kg	3269kg	3268kg	3285kg
548kg	531kg	532kg	515kg	248kg	231kg	232kg	215kg
0kg				0kg			
THREE				THREE			
2000kg ‡		2000kg ‡		2000kg		2000kg	
5500kg		5500kg		5500kg		5500kg	
2.09m x 1.23m / 1.03m / 6'10" x 4'0" / 3'5"				2.01m x 1.20m / 1.03m / 6'7" x 3'11" / 3'5"			
2.00m x 1.33m / 6'7" x 4'5"				2.00m x 1.33m / 6'7" x 4'5"			

VALUE ADDED PARTNERS



Swift is delighted to have secured exclusivity to fit the Duvalite mattress as standard in all fixed bed models across all motorhome ranges. This innovative lightweight Memory Fibre Mattress is as comfortable as memory foam but has many other benefits. Constantly innovating Duvalay ensure our customers have the premium night's sleep they need and deserve.



Way back in 1994 Swift chose Alde heating systems to help make their motorhomes feel more like home. Proudly made in Sweden since 1949, Alde delivers the quietest, most comfortable motorhome heating for the great explorers of the world, and keep on innovating to this day. Swift motorhomes are tested down to minus 15 degrees to ensure you stay cosy no matter where your journey takes you.



Swift recommend Oyster satellite TV and broadband. Permanently mounted dishes fold away neatly when travelling then raise and locate the satellite signal automatically seconds after activation. Made in Germany, they come with a 3 year warranty and there is a dedicated UK service centre.



Diamondbrite LEISURE

Swift are partnering with Diamondbrite Leisure - the ultimate in Paint & Upholstery Protection for your caravan. The exterior nano-ceramic treatment forms a high-gloss coating for easier cleaning and never needs polishing, while the upholstery protection resists staining. It is professionally applied at your dealership and comes with a lifetime guarantee plus complimentary aftercare pack.



Swift Group are proud to support a charity local to them called the Daisy Appeal. The Daisy appeal is giving loved ones faster, more accurate, diagnosis of three of the region's biggest killers – cancer, heart disease, and dementia.

The Charity's aim is to provide a world-class PET-CT scanning facility which will provide a comprehensive clinical service alongside an ambitious clinical research programme exploring new applications of imaging techniques.

Currently in the UK, most PET-CT scanning is carried out on cancer patients. However, it has great potential in various heart, neurological and other diseases. Many of these will necessitate the use of short half-life radioactive 'markers' which will need to be manufactured on site. Hence the requirement of a purpose built cyclotron, radiochemistry and radiopharmacy facility.

For every caravan, motorhome and holiday home sold, Swift Group make a donation to the Daisy Appeal, helping them to reach their goal of becoming the UK's number one PET-CT service.

To find out more visit www.daisyappeal.org



VISIT [SWIFTGROUP.CO.UK](https://www.swiftgroup.co.uk) TO...



Configure your model



Watch videos



Download brochures and handbooks



Find a dealer



Social

DISCLAIMER

This brochure does not constitute an offer by Swift Group Limited (Swift). Swift reserves the right to alter specifications and prices at any time as materials and conditions demand. Distributors and dealers sell Swift products on their own account and not as agents of Swift. Accordingly, they have no authority to bind Swift or to make any representation or undertaking whatsoever on behalf of Swift. All props are for photographic purposes only and are not included in the specification. Models shown may be fitted with optional extras. Issued September 2018.