



Auto-Roller · Zefiro · T-Line




EXtreme Protection System, the technology for building of the living body, **evolves**. Fruit of continuous Roller Team research **EVO TECHNOLOGY** is born, the new technology that applied to walls, roof and floor, guarantees the highest protection for your motorhome.


Only Roller Team offers ten years guarantee with the Extreme Protection System!



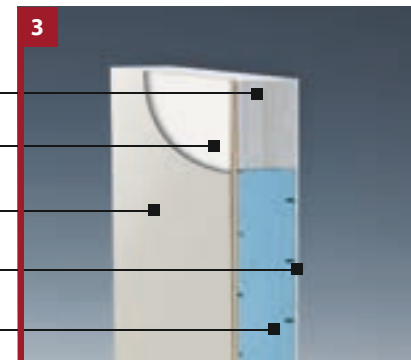
Protection in Evolution



Roof thickness with Styrofoam® or extruded plastic inserts in areas in contact with the outside for a greater insulation and protection.



Floor in Styrofoam® with lower and upper fiberglass covering for enhanced protection, thermal insulation and resistance.



Walls in fiberglass. High density extruded plastic. Styrofoam®: Better soundproofing and thermal insulation of the vehicle. Laminated plastic on in the whole perimeter of the walls. It prevents any contact of the inner part of the walls with the water.



Greater thermal and acoustic insulation – Greater protection from the elements – Greater structural resistance – Total protection of the underfloor from all elements – utmost resistance to shocks.



REASONS TO BE PROUD OF ROLLER TEAM

People who prefer Roller Team make an invaluable choice in terms of quality, reliability and service.

Roller Team: a relatively young brand that has quickly made a name for itself throughout Europe becoming a leader in many European countries; always pioneering new solutions that have made the motorhome accessible to everyone, offering a competitive and technologically advanced product. **Roller Team: a brand** with a long experience and a strong personality, capable of maintaining its reliability and its value over time.

A product resulting from important technological research and development investments, which have led to the construction of high quality, reliable and functional motorhomes, with favourable price and innovative solutions. **A style** that conveys the traits of Italian design, the wise choice of materials and care for each single detail. **A choice** of several models so as to meet all types of requirements.

An exclusive production in the European outdoor sector: Lean Production. Keywords: constant improvement, flexibility, optimisation of production, controls in all production stages. UNI EN ISO 9001 for QUALITY and UNI EN ISO 14001 for the ENVIRONMENT a certification that Roller Team has obtained, the only Italian sector company and European leader in the sector.

A motorhome is a very important purchase. Being aware of this, Roller Team offers reliability, safety and sturdiness: vehicles capable of withstanding time and all type of weather conditions, compliant to all International standards, which undergo quality controls and safety checks at each and every manufacturing stage and before delivery: Gas system test, Electronic weighing, waterproof test against leaks, aerodynamic wind tunnel testing and weather tests.

LUX PACK

Factory fitted

Why not choose a 2015 Lux Pack to further enhance your vehicle?



For only
£ 699

- ▶ Colour reversing camera
- ▶ 95 amp Auxiliary battery
- ▶ 100 watt solar panel
- ▶ Bike rack (4 bike type)
- ▶ Fly screen to entrance door

Worth £ 1,295 BRP



2 overcab models for the an attractive, comfortable and reliable range of motorhomes.

Refined style at affordable prices.

An ideal line to approach the world of the great outdoors. Moderately-sized motorhomes for comfortable journeys and holidays for the whole family, with fixed rear beds with garage or bunk beds. Lots of light and air, essential for enjoying life with the camper.

HIGHLIGHTS



Table and dinette extension provides up to 6 seats, pleated blinds, faux leather panels. USB port.

The kitchen area incorporates a 3 burner hob with glass lid, grill and full oven. Large self closing drawers and a large, slimline 150L three way fridge/freezer

XXL overcab double bed with two windows and skylight.

Utmost attention to sizes, accessibility and loading capacity. Several storage possibilities.

Separate shower with solid door.

Full LED lighting.



The utmost protection of your motorhome: Anti hail roof in fiberglass, walls in fiberglass, floor in Styrofoam® with lower and upper fiberglass covering for enhanced protection, thermal insulation and resistance, better soundproofing and thermal insulation of the vehicle with STYROFOAM™.

ExPS EVO: 10 years body integrity warranty





KEY MODEL INFORMATION



125/155 HP
3500 /
3650 (opt)



6



6



6



Based on the Ford, 125hp, manual as standard (engine upgrades 155 hp are cost options). The Zefiro 675 has a dinette for up to 6 dining places, a big overcab and rear bunk beds. The bottom bunk can be stowed away to create a large storage area accessible from outside, ideal for bicycles or larger items. This model is an ideal vehicle for family with children where up to 6 people can travel, sleep and enjoy their vacation.



Bed covers only for demonstrative purpose



KEY MODEL INFORMATION



Based on the Ford, 125hp, manual as standard (engine upgrades are cost options). The Zefiro 690 G is a good compromise between dimensions under 7 metres, maxi garage, comfortable dinette up to 6 dining places, 6 berths. Super in all respects to bed wardrobe and separate shower, the 690 G model is the ideal vehicles for family who like travelling in all comfort.



Bed covers only for demonstrative purpose





2 overcab and 2 low profile models.

Auto-Roller : The ideal range to enjoy both long holidays or short breaks.

The ideal range to enjoy both long holidays or short breaks whether it is a family or a couple looking for comfort and convenience.

Attractive designs with both low-profile and overcab models and the choice of engine options. Permanent double beds, bunk beds and dinette / double beds are all available throughout the range. All models feature large washrooms with separate step-in showers with solid doors.

HIGHLIGHTS



Dinette with island table with horizontal and crosswise movement, pleated blinds, USB port, table and dinette extension for up to 7 seats (mod. 707).

L-shaped or linear with three-burner cooker top with separate glass cover, large self-closing drawers, cutlery drawer, sink cover and practical accessories. Large 150L three way fridge/freezer.

Overcab bed with some of the largest sizes in its class, with window and skylight.

Utmost attention to sizes, accessibility and loading capacity. Several storage possibilities.

Separate shower with solid door (mod. 694). Compact toilette with separate shower and rigid shower door (mod. 707, 746). Separate toilet and separate shower (mod. 695).

OPEN SKY panoramic roof, 900x650 mm, openable with blind and flyscreen, standard feature (mod. 707, 746).

Full LED lighting.

The utmost protection of your motorhome : Anti hail roof in fiberglass, walls in fiberglass, floor in Styrofoam® with lower and upper fiberglass covering for enhanced protection, thermal insulation and resistance, better soundproofing and thermal insulation of the vehicle with STYROFOAM™.

ExPS EVO: 10 years body integrity warranty





KEY MODEL INFORMATION



2.3 MJ
130/150 hp
3500-3650 (opt)



4



5



4



Based on the Fiat Ducato chassis and supplied with a 2,3 130hp engine, manual as standard (engine upgrades including automatic are available). The 694 model has a spacious rear corner bed, modern corner washroom, practical kitchen with 150 L fridge and separate freezer. The front lounge provides a spacious L shaped seating to one side which incorporates 2 belted travelling seats to carry passengers in safety, providing a spacious and inviting front lounge.



Bed covers only for demonstrative purpose



KEY MODEL INFORMATION



2.3 MJ
130/150 HP
3500-3650 (opt)



4



5



4



New for 2015 ! Based on the Fiat Ducato 35, 130hp, manual as standard (engine upgrades including automatic are cost options). The Auto-Roller 695 model offers a new solution with a versatile rear island bed layout offering flexibility and comfort and separate shower. Storage is complimented by wardrobes under the beds and a corner unit. Comfort is assured by a L shaped dinette, a toilette with separate shower next to the bed and a practical I-shaped kitchen with a 3 burner hob and oven/grill.



Bed covers only for demonstrative purpose







KEY MODEL INFORMATION



2.3 MJ
130/150 HP
3500 / 3650 (opt)



6
(7 opt)



7



7



Based on the Fiat Ducato chassis and supplied with a 2,3 MJ 35, 130 hp, manual chassis as standard (engine upgrades and automatic are cost options). The Auto-Roller 707 has a dinette lounge, rear bunks, the bottom bunk can be stowed away to create a large storage area accessible from the outside, ideal for bicycles or larger items. There is also a fantastic double bed above the cab which has a large panoramic roof light in the luton, perfect those little star gazers. This model is an ideal family vehicle and can sleep and safely travel up to 7 people.



Bed covers only for demonstrative purpose



KEY MODEL INFORMATION



2.3 MJ
130/150 HP
3500 - 3650 (opt)



5
(6 opt)



6



6



Continental air, but UK by design! Based on the Fiat Ducato 3500, 130 hp, manual chassis as standard (engine upgrades and automatic are cost options) this model boasts a spacious 6ft rear U shaped lounge for 6. The lounge is ideal for relaxing after a busy day and can easily convert in the evenings into either two singles or a large double bed. To the middle there is a well equipped modern kitchen and washroom with separate shower cubicle. The vehicle is completed with a double dinette to the front with 4 belted travelling seats. This area will transform in the evenings into a double bed. Above the cab you will find a large double bed with large roof light to the front of the luton, which provides invaluable natural light into the vehicle during the day.



Bed covers only for demonstrative purpose






A range of 3 models each incorporating an electric drop down bed.

T-Line: take your journey further.

Discover a new way of experiencing your leisure time without forsaking anything essential with T-Line, the vehicle which in terms of practicality and functionality represents the best choice for enjoying the world of the great outdoors. Welcoming settings and warm atmospheres, design and attention to detail and utmost functionality of the accessories and fittings. All models are available at fantastic prices, one version with a garage, one model with rear island bed and one compact model measuring only 5,9 m.

HIGHLIGHTS



Dinette with corner sofa in nautical style, island table with horizontal and crosswise movement, pleated blinds, faux leather panels, USB port.

L-shaped or linear kitchen featuring a LED backlit gloss splash back. Three-burner cooker top with separate glass cover. LED lighting under the kitchen worktops, large self-closing drawers, cutlery drawer, sink cover and practical accessories. 150 l. three way fridge, oven/grill.

Elevating bed with electric mechanism: it stops in any position. The lowered bed allows the use of the kitchen. It doesn't hinder the access in or out of the vehicle (except mod. 744). Max. Height under the bed 1900 mm.

Utmost attention to sizes, accessibility and loading capacity. Several storage possibilities.

Separate shower with solid door (mod. 590). Separate toilet and separate shower (mod. 740, 785).

OPEN SKY panoramic roof, 1000x800 mm, openable with blind and flyscreen, standard feature.

Full LED lighting.

The utmost protection of your motorhome : Anti hail roof in fiberglass, walls in fiberglass, floor in Styrofoam® with lower and upper fiberglass covering for enhanced protection, thermal insulation and resistance, better soundproofing and thermal insulation of the vehicle with STYROFOAM™.

ExPS EVO: 10 years body integrity warranty





KEY MODEL INFORMATION



2.3 MJ
130/150 HP
3500-3650 (opt)



4



4



6



Based on the Fiat Ducato 35, 130hp, manual as standard (engine upgrades including automatic are cost options).

The T-Line 590 is a very compact model with dimension under 6 metres. The model offers 4 seats and it is the ideal vehicle for a couple who enjoy travelling with the maximum comfort thanks to the spacious lounge, the practical L shaped Kitchen with a good working top and a large 150L fridge freezer, a spacious washroom with wardrobe accessible even from the outside and a good storage capacity. Sleeping is here at the maximum comfort: the electrical elevating bed can be positioned at any height and it stops just above the seating area.



Bed covers only for demonstrative purpose

KEY MODEL INFORMATION



2.3 MJ
130/150 HP
3500 / 3650 (opt)



5



5



5



New for 2015 ! Based on the Fiat Ducato 35, 130HP, manual as standard (engine upgrades including automatic are cost options). The T-Line 740 model offers a new solution of rear central bed with big dimensions, giving maximum comfort and living space. A completely new layout with day and night separation thanks to the sliding doors of the bedroom and toilette.

Comfort is assured by a L shaped dinette, and a practical L-shaped kitchen with a 3 burner hob and full oven/grill.



Bed covers only for demonstrative purpose









Bed covers only for demonstrative purpose



KEY MODEL INFORMATION



2.3 MJ
130/150 HP
3500 / 3650 (opt)



5



5



5

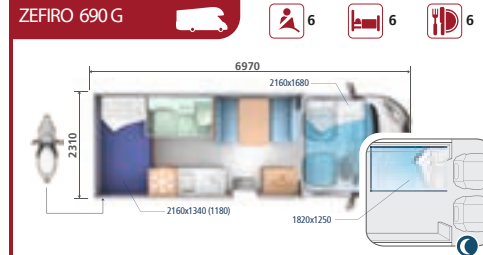
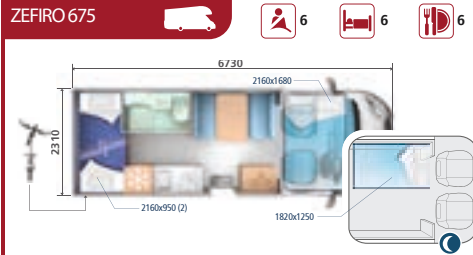


New for 2015 ! Based on the Fiat Ducato 35, 130hp, manual as standard (engine upgrades including automatic are cost options). The T-Line 785 model offers a new solution of rear single beds with the possibility of joining them to form a double bed. Storage is complimented by wardrobes under the beds and steps. Comfort is assured by a L shaped dinette. A compact toilette with separate shower with rigid door, and a practical kitchen with a 3 burner hob. This is the ideal model for a couple who likes travelling with grandchildren.

ZEFIRO



125/150 TDCi
3500 - 3650



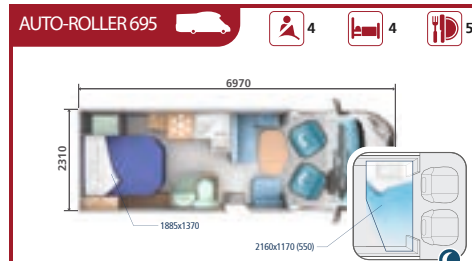

OVERCAB



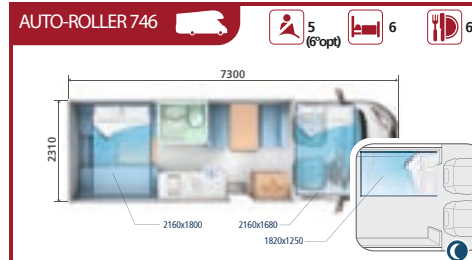
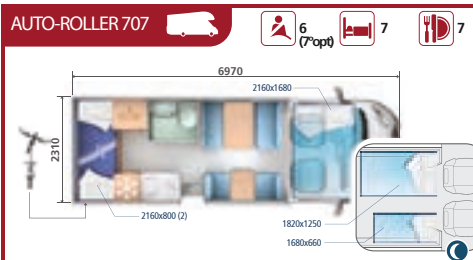
AUTO-ROLLER



2.0 MJ - 2.3 MJ - 115 - 130/150 HP
3500 - 3650



LOW PROFILE



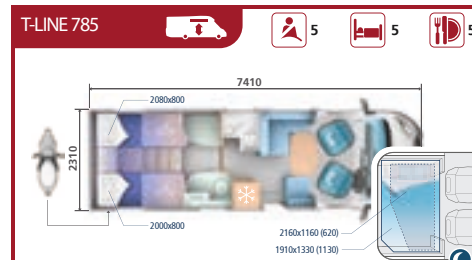
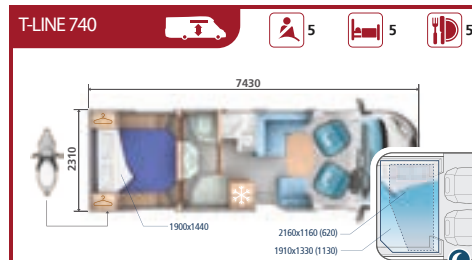
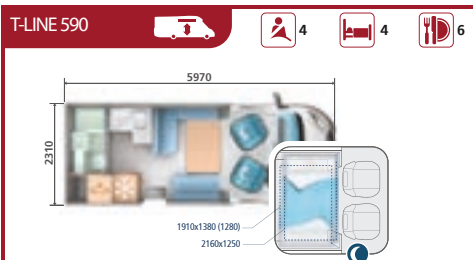
OVERCAB



T-LINE



2.3 MJ - 130/150 HP
3500 - 3650



ELEVATING BED



	NOTES	Zefiro 675	Zefiro 690	Auto Roller 694	Auto Roller 695	Auto Roller 707	Auto Roller 746	T-Line 590	T-Line 740	T-Line 785
Mechanical unit		Ford Transit	Ford Transit	Fiat Ducato 290	Fiat Ducato	Fiat Ducato	Fiat Ducato	Fiat Ducato	Fiat Ducato	Fiat Ducato
Engine		2,2 TDCi	2,2 TDCi	2.3 MJ	2.3 MJ	2.3 MJ	2.3 MJ	2.3 MJ	2.3 MJ	2.3 MJ
Power rating _ Kw (hp)		125 / 155	125 / 155	96 (130) / 109 (150)	96 (130) / 109 (150)	96 (130) / 109 (150)	96 (130) / 109 (150)	96 (130) / 109 (150)	96 (130) / 109 (150)	96 (130) / 109 (150)
Maximum technically permissible weight (Kg)	(a) (i)	3500 / 3650 opt	3500 / 3650 opt	3500 / 3650 opt	3500 / 3650 opt	3500 / 3650 opt	3500 / 3650 opt	3500 / 3650 opt	3500 / 3650 opt	3500 / 3650 opt
Weight unladen in running conditions (Kg)	(b) (c)	2995	2995	2900 (3500) / 2965 (3650)	2960 (3500) / 3025 (3650)	2995 (3500) / 3060 (3650)	3075 (3500) / 3140 (3650)	2750 (3500) / 2815 (3650)	3075 (3500) / 3140 (3650)	3090 (3500) / 3155 (3650)
Useful load (Kg)	(d)	505	505	600 (3500) / 750 (3650)	555 (3500) / 540 (3650)	505 (3500) / 590 (3650)	425 (3500) / 510 (3650)	750 (3500) / 900 (3650)	425 (3500) / 510 (3650)	410 (3500) / 495 (3650)
Wheelbase (mm)		3750	3750	3800	3800	4035	4035	3800	4035	4035
Rear track increased		N.A.	N.A.	STD	STD	STD	STD	STD	STD	STD
Driver's Pack	*	OPT	OPT	OPT	OPT	OPT	OPT	OPT	OPT	OPT
Fiat Comfort-matic automatic gearbox	*	N.A.	N.A.	OPT	OPT	OPT	OPT	OPT	OPT	OPT
5" colour touch screen radio/CD player with European satellite navigation system	*	N.A.	N.A.	OPT	OPT	OPT	OPT	STD	STD	STD
Cab colour		white	white	white	white	white	white	Metallic grey	Metallic grey	Metallic grey
EXTERIOR FEATURES										
External and Internal Height (mm)	(e)	2082 /	2082 /	1990 / 2750	1990 / 2750	1990 / 3200	1990 / 3200	1990 / 2800	2060 / 2950	1990 / 2800
Floor / walls / roof thickness (mm)		54 / 31 / 31	54 / 31 / 31	54 / 31 / 31	54 / 31 / 31	54 / 31 / 31	54 / 31 / 31	54 / 31 / 31	54 / 31 / 31	54 / 31 / 31
Material for walls / roof (mm)		polyester	polyester	polyester	polyester	polyester	polyester	polyester	polyester	polyester
Material for floor internal/external		polyester/ Styro-foam®	polyester/ Styro-foam®	polyester/ Styro-foam®	polyester/ Styro-foam®	polyester/ Styro-foam®	polyester/ Styro-foam®	polyester/ Styro-foam®	polyester/ Styro-foam®	polyester/ Styro-foam®
Anti hail roof		STD	STD	STD	STD	STD	STD	STD	STD	STD
Locker (useful opening, mm)		670x1170 / 670x1170	970x1170 / 970x1170	970x420 / 970x420	720x570 / 720x570	600x1070 / 600x1070	600x570 / 600x570	1070x600	820x1200 / 820x1200	820x1150 / 820x1150
Rear skylight (mm)	* (i)	N.A.	400x400	400x400	400x400	N.A.	400x400	N.A.		400x400 (700x500 OPT)
Central skylight (mm)	* (i)	400x400	400x400	N.A.	N.A.	400x400	400x400	400x400 (700x500 OPT)	400x400	400x400
Dinette skylight (mm)	* (i)	400x400 (700x500 OPT)	400x400 (700x500 OPT)	400x400 (700x500 OPT)	400x400 (700x500 OPT)	400x400 (700x500 OPT)	400x400 (700x500 OPT)	N.A.	N.A.	N.A.
Skylight toilette/shower (mm)		280x280	280x280	280x280	280x280	280x280	280x280	400x400	280x280 / 280x280	280x280
OPEN SKY to front luto area (mm)	*	OPT	OPT	STD	STD	STD	STD	STD	STD	STD
INTERNAL FEATURES										
Dinette lenght (mm)		1886	1886	1164	1176	1814	1814	1580	1160	1160
FLEX SPACE height adjustable bed system	(f) *	N.A.	OPT	N.A.	N.A.	N.A.	N.A.	N.A.	STD	N.A.
Electric elevating bed		N.A.	N.A.	N.A.	N.A.	N.A.	N.A.	STD	STD	STD
Swivelling seats / Cab seat covers		STD / STD	STD / STD	STD / STD	STD / STD	N.A. / STD	N.A. / STD	STD / STD	STD / STD	STD / STD
Cab separation curtain		OPT	OPT	OPT	OPT	OPT	OPT	OPT	OPT	OPT
Day / night internal separation	(g)	OPT	OPT	OPT	N.A.	OPT	OPT	N.A.	STD	STD
Cab carpet / removable lounge carpet		STD / OPT	STD / OPT	STD / OPT	STD / OPT	STD / OPT	STD / OPT	STD / OPT	STD / OPT	STD / OPT

NOTES

		Zefiro 675	Zefiro 690	Auto Roller 694	Auto Roller 695	Auto Roller 707	Auto Roller 746	T-Line 590	T-Line 740	T-Line 785
TV provision / TV bracket		STD / OPT	STD / OPT	STD / OPT	STD / OPT	STD / OPT	STD / STD	STD / OPT	STD / OPT	STD / OPT
KITCHEN										
Burners / gas oven / grill		3 / STD / STD	3 / STD / STD	3 / STD / STD	3 / STD / STD	3 / STD / STD	3 / STD / STD	3 / STD / STD	3 / STD / STD	3 / STD / STD
Fridge / Fridge freezer (220V, 12V, gas) (L)	(h)	140 L	140 L	150 L	150 L	105 L	105 L	175 L	150 L	150 L
INSTALLATIONS										
Standard heating	(h)	combined gas (4000W)	combined gas (4000W)	combined gas (4000W)	combined gas (4000W)	diesel heating (3500W)	diesel heating (3500W)	combined and electric gas (6000W)	combined and electric gas (6000W)	combined and electric gas (6000W)
1st heating option	(h) (i) *	combined and electric gas (6000W)	combined and electric gas (6000W)	combined and electric gas (6000W)	combined and electric gas (6000W)	diesel heating (5500W)	diesel heating (5500W)	N.A.	N.A.	N.A.
Space for 2 gas bottles (tot. Max 15 Kg)		STD	STD	STD	STD	STD	STD	STD	STD	STD
Tank capacity : clear water / wastewater (L**)	(h)	100 / 120 / 17	100 / 120 / 17	100 / 105+50 / 17	100 / 108 / 17	105 / 105 / 17	105 / 108 / 17	100 / 105 / 17	100 / 125 / 17	100 / 108 / 17
LUX Pack	*	OPT	OPT	OPT	OPT	OPT	OPT	OPT	OPT	OPT
Thermopack	*	OPT	OPT	OPT	OPT	OPT	OPT	OPT	OPT	OPT
Roof rack and ladder	*	OPT	OPT	N.A.	N.A.	OPT	OPT	N.A.	N.A.	N.A.

NOTES

(*): Optional to be requested when ordering the vehicle.

(**): To increase the vehicle payload, when travelling it is possible to reduce the fresh water tank capacity to approx. 50 lt.

(a) Maximum total weight of the vehicle not to be exceeded.

(b) Certified vehicle weight comprises: driver, fuel tank fully filled (60 lt.), fresh water tank filled to 50 lt. (use of special drain valve) and aluminium gas bottles (max. 15 kg.) filled at 90% of their capacity, and certified tolerance (+/- 5%) (2001/116/CE). Warning: optional items installed are not included in the determination of the load less weight in running order of the vehicle.

(c) The vehicle in running conditions must have the fresh water tank filled to its minimum capacity: 50 liters, using the special drain tap.

(d) The Useful load is given by the Maximum technically permissible weight less the Weight unladen in running conditions.

(e) Excluding flue, skylight, roof rack. Warning: check the value indicated with your dealer.

(f) It is a system that allows to adjust the height of the rear bed to reduce or increase the volume of the garage.

(g) Separation system with interior tent or with rigid door depending on the model.

(h) Data are provided by the manufacturer of the fixture.

(i) If optional it is to be considered in replacement of the equipment supplied as standard.

COMMON FEATURES

Seat belt for every certified seat - Swivel chemical WC (17 litre capacity) - Electric connection plug to outside mains (220 Vac 50/60 Hz) with built-in cutout device - Switching power supply unit for charging auxiliary battery - Warm air ducted - Seats in direction of travel in front dinette certified according to the Directive 2005/40/CE and suitable for the installation of universal children's seats - Blinds and flyscreens in all windows (flyscreen in the washroom only where foreseen) - 30 mbar gas regulator meeting Standard EN 12864 - Safety nets on all beds over 1 metre in height from the floor (Standard EN 1646-1) - Provision for installation of fans or air conditioning in one or more

CHASSIS SPECIFICATION AND COST OPTIONAL UPGRADE PACKS**STANDARD CHASSIS SPECIFICATION:**

ZEFIRO, Wider track, Fix & Go, special camping tyres, central cab locking with remote control, power windows, athermal windows, ABS, drivers AIRBAG, cruise control, daytime running lights, driver and passenger's seats with fore and aft adjustment, height-adjustable driver's seat, painted bumpers, cup-holder in the cab

AUTO-ROLLER, T-LINE: Wider track, Fix & Go, special camping tyres, central cab locking with remote control, power windows, athermal windows, ABS, drivers AIRBAG, cruise control, daytime running lights, driver and passenger's seats with fore and aft adjustment, height-adjustable driver's seat, painted bumpers, 4 speakers in the cab, cup-holder in the cab with USB charging point and tablet holder.

STABILITY PACK

ESP/ESC (Electronic Stability Program®), Traction + (T-Line only, cost optional to Auto-Roller, not available on Zefiro): Vehicle stability control system, assisted uphill starting system (Hill-holder) and device in low grip conditions that shifts the weight of the vehicle where grip is better, descent holder.

COST OPTIONAL UPGRADE PACKS FIAT AND FORD ENGINE UPGRADES

Ford - 155bhp manual engine upgrade (in lieu of standard 125bhp)

Fiat - 150bhp manual engine upgrade (in lieu of standard 130bhp)

Fiat - Automatic gearbox, leather steering wheel and gearshift knob.

DRIVERS PACK

Cab air conditioning, cruise control with speed limiter function, radio with steering wheel controls and Bluetooth connectivity, radio antenna in rear view mirror, passenger airbag and electrically operated/ heated mirrors.

LUX PACK

Colour reversing camera, 95 amp hour auxiliary batter, 100 watt solar panel, bike rack (4 bike type) and fly screen to entrance door.

THERMO PACK

Insulation and heating for the waste tank, active protection to the external water pipes, improved wheel arch insulation, improved entrance step insulation, insulated cab curtain, Truma Duo control with remote indicator (en route heating) and Truma frost resistance control.

The world ROLLERTEAM in a click. All the news in real time, special events, limited offers and much more. Go online now on your PC, tablet or smartphone and enjoy an on-line word of ROLLER TEAM.



360° Virtual Tour



www.rollerteammotorhomes.co.uk

UPHOLSTERIES



DUETTO

- ZEFIRO



ASTON

- AUTO-ROLLER
- ◊ ZEFIRO
- ◊ T-LINE



TANGO

- ◊ ZEFIRO
- ◊ AUTO-ROLLER
- ◊ T-LINE



IVORY

- T-LINE
- ◊ AUTO-ROLLER
- ◊ ZEFIRO


ZEFIRO

AUTO-ROLLER

T-LINE




Environment




Laminate




Door



Environment



Laminate



Door

INTERNAL

ZEFIRO

AUTO-ROLLER

T-LINE



● White



● White



● Metallic grey

EXTERNAL

- Standard
- ◊ Optional
- N.A. not applicable



Trigano S.p.A. operates with an Integrated Quality, Environment and Safety Management System by the new certification body TÜV.

NOTICE

All the information and photos shown herein are to be considered as merely indicative and do not constitute contractual specifications. Trigano S.p.A. reserves the right to make the technical and configuration changes considered appropriate to its vehicles and to change the equipment the vehicles are provided with at any time and with no official notice. Owing to the above, all the information concerning the specifications and equipment of every motorhome must be requested before purchase from the dealer, who, acting as sole point of reference, will confirm or rectify the data published herein, updating the customer on the actual features and equipment of the vehicle he/she is interested in and for which negotiations are ongoing. Trigano S.p.A. declines any liability concerning changes, including additions, and/or conversions made after the printing of this document and/or delivery of the vehicle. Weights and dimensions are subject to change due to the fact that the vehicles are manufactured using natural materials, therefore performance and dimensions can vary in factory manufacturing with a tolerance of +/- 5%. Important note: The optional items fitted are not included in the definition of the vehicle empty weight. Their weight must therefore be included in the useful load. All users must adjust the load and number of passengers carried to the vehicle carrying capacity minus the weight of complementary equipment installed. For user safety, you are in any case recommended not to exceed the technically permissible maximum weight stated by the manufacturer. Fitting, removing or alterations carried out c/o unauthorised workshops may compromise your safety and at the same time lead to invalidation of the warranty.

Dealer's stamp



sales@auto-trail.co.uk

www.rollerteammotorhomes.co.uk